



Features

- Formerly *J.W. Miller* model
- Shielded construction
- Unit height of 3.2 mm
- Inductance range: 0.1 μ H to 1.5 μ H
- Current up to 32.5 A
- RoHS compliant*

Applications

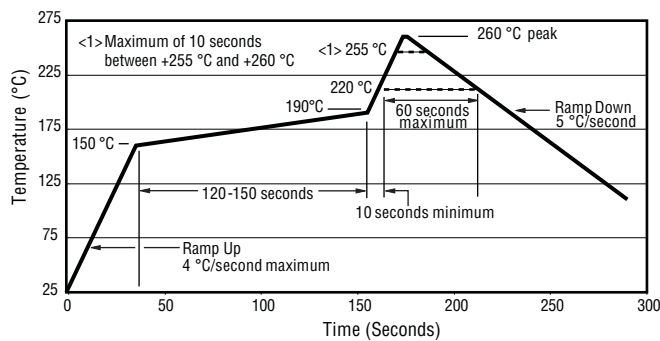
- Input/output of DC/DC converters
- Power supplies for:
 - Portable communications equipment
 - Camcorders
 - LCD TVs
 - Car audio systems

PM7232S Series - Shielded Power Inductors

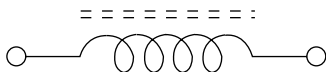
Electrical Specifications

| Bourns Part No. | Inductance L (μ H) | I rms (A) | I sat (A) | DCR (m Ω) max. |
|-----------------|-------------------------|-----------|-----------|------------------------|
| PM7232S-R10M-RC | 0.10 | 32.5 | 42 | 1.7 |
| PM7232S-R22M-RC | 0.22 | 23.0 | 36 | 2.8 |
| PM7232S-R47M-RC | 0.47 | 17.5 | 26 | 4.2 |
| PM7232S-R72M-RC | 0.72 | 15.5 | 20 | 5.5 |
| PM7232S-1R0M-RC | 1.0 | 11.0 | 15 | 10.0 |
| PM7232S-1R5M-RC | 1.5 | 9.0 | 14 | 15.0 |

Soldering Profile



Electrical Schematic



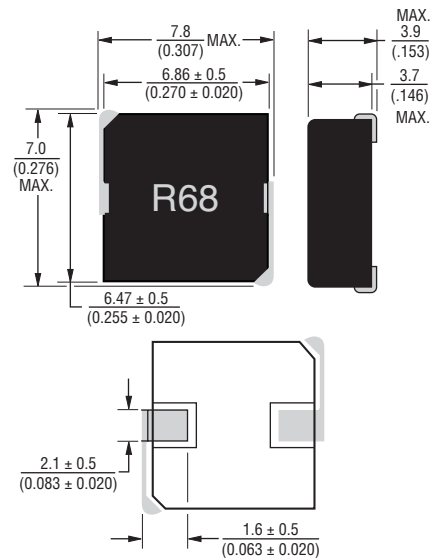
General Specifications

Test Voltage 0.25 V
 Test Frequency 100 KHz
 Reflow Soldering 230 °C; 50 sec max.
 Operating Temperature
 -55 °C to +150 °C
 (Temperature rise included)
 Storage Temperature
 -55 °C to +150 °C
 Resistance to Soldering Heat
 +260 °C for 10 sec.

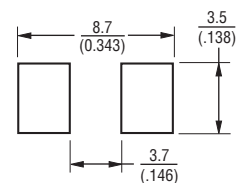
Materials

Core Iron
 Wire Enameled copper
 Terminal Cu/Sn
 Rated Current ... Ind. drops 20 % at I sat
 Temperature Rise 40 °C at rated I rms
 Packaging 1000 pcs. per 13-inch reel

Product Dimensions



Recommended Layout



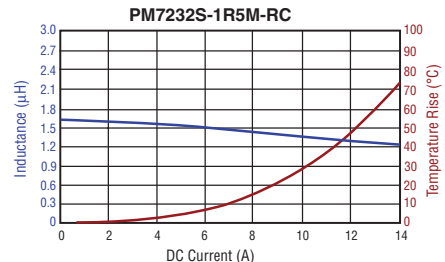
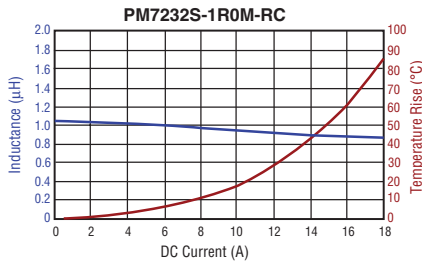
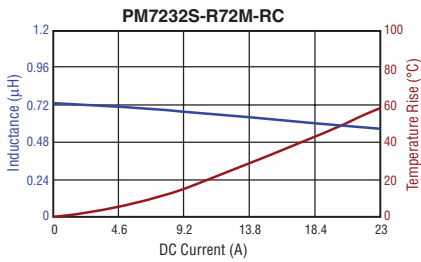
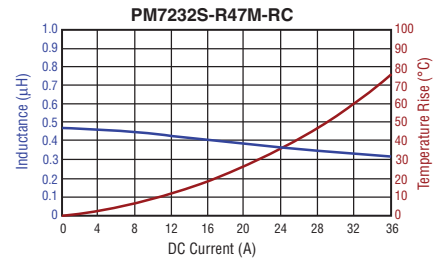
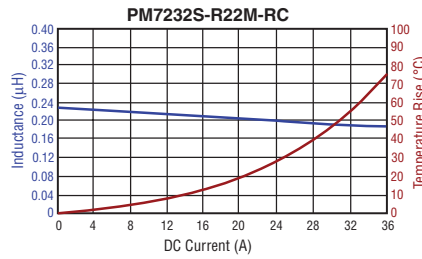
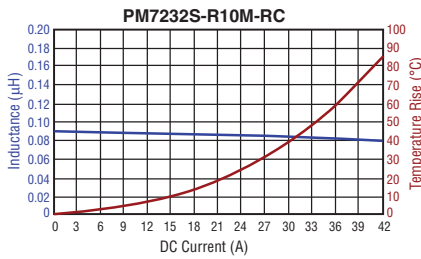
DIMENSIONS: $\frac{\text{MM}}{\text{(INCHES)}}$

*RoHS Directive 2002/95/EC Jan 27 2003 including Annex.
 Specifications are subject to change without notice.
 Customers should verify actual device performance in their specific applications

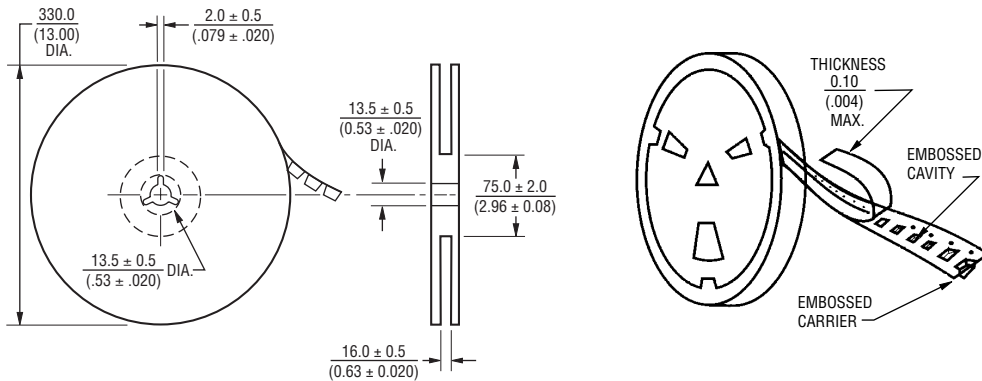
PM7232S Series - Shielded Power Inductors

BOURNS®

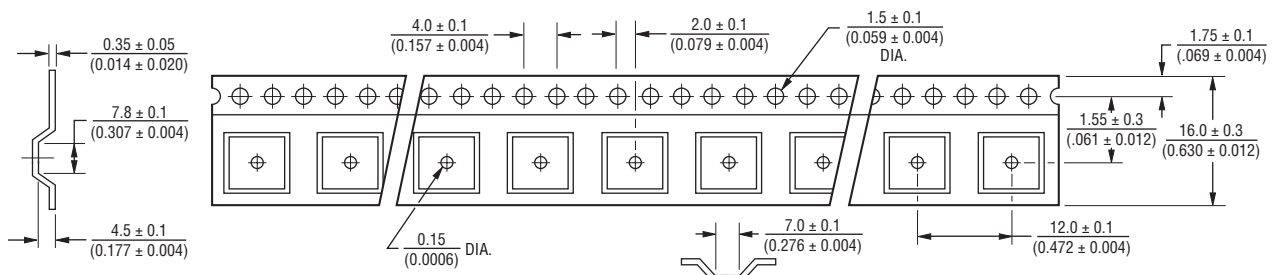
L vs. I Charts



Packaging Specifications



DIMENSIONS: $\frac{\text{MM}}{\text{(INCHES)}}$



REV. 10/08

Specifications are subject to change without notice.
Customers should verify actual device performance in their specific applications