



Features

- Power ratings from 0.5 - 3 watts
- Large terminals and optimized body shape for power dissipation
- Excellent surge capabilities
- Low TCR
- RoHS compliant*

Applications

- Telecommunications
- Audio equipment
- Medical equipment
- Base stations
- Industrial equipment

PWR2010/3014/4318/5322 - Surface Mount Wirewound Resistors

General Information

The PWR2010/3014/4318/5322 Series surface mount wirewound resistors boast a high power density and excellent pulse power characteristics. They can be used in a wide range of applications where surge voltages or inrush currents are present.

Electrical Characteristics

Parameter	PWR2010	PWR3014	PWR4318	PWR5322						
Power	0.5 W	1.0 W	2.0 W	3.0 W						
Resistance Range	0.1 Ω - 1K Ω	0.1 Ω - 4K Ω	0.1 Ω - 8K Ω	0.1 Ω - 15K Ω						
Tolerance	0.5 % / 1 % / 5 %									
Temperature Coefficient	<table border="0"> <tr> <td>0.1 - 0.99 Ω</td> <td>±90 PPM/°C</td> </tr> <tr> <td>1.0 - 10 Ω</td> <td>±50 PPM/°C</td> </tr> <tr> <td>>10 Ω</td> <td>±20 PPM/°C</td> </tr> </table>				0.1 - 0.99 Ω	±90 PPM/°C	1.0 - 10 Ω	±50 PPM/°C	>10 Ω	±20 PPM/°C
0.1 - 0.99 Ω	±90 PPM/°C									
1.0 - 10 Ω	±50 PPM/°C									
>10 Ω	±20 PPM/°C									
Operating Temperature	-55 ° to 155 °C									
Maximum Voltage	$\sqrt{P \cdot R}$									

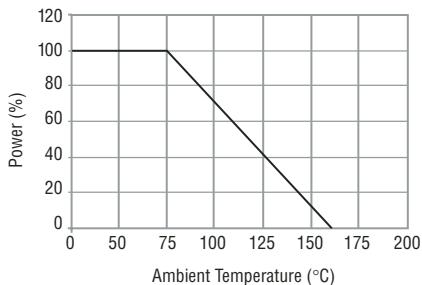
Environmental Characteristics

Test	Description	Specification
Thermal Shock	-55 +0 °C/-3 °C to 150 °C +3 °C/-0 °C, 5 cycles, with minimum 15 minutes at each cycle	$\Delta R \pm(2.0 \% +0.05 \Omega)$
Short Time Overload	Five times rated power for 5 seconds	$\Delta R \pm(0.5 \% +0.05 \Omega)$
Solderability	Immersion in solder 260 °C ± 5 °C for 5 ± 0.5 seconds	90 % of contact covered in solder
Resistance to Solder Heat	Immersion in solder 260 °C ± 5 °C for 5 ± 0.5 seconds	$\Delta R \pm(0.5 \% +0.05 \Omega)$
Dielectric Strength	Test voltage >500 Vrms for greater than 1 minute	Pass
Insulation Resistance	Test voltage greater than 500 Vrms for one minute	>1000 GΩ
High Temperature Exposure	Ambient temperature of 175 °C +5 °C/-0 °C for 250 ± 8 hours	$\Delta R \pm(2.0 \% +0.05 \Omega)$
Low Temperature Exposure	Ambient Temperature of -65C ± 2 C for 24 hours ± 4 hours	$\Delta R \pm(2.0 \% +0.05 \Omega)$
Load Life	Rated continuous voltage for 1000 hours (1 hour on and 0.5 hours off) at a test temperature of 70°C ± 2 °C	$\Delta R \pm(2.0 \% +0.05 \Omega)$

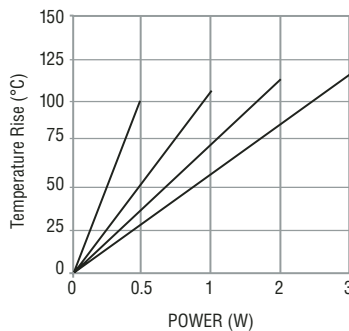
Physical Characteristics

Body Material Epoxy resin
Lead Frame 100 % Sn Plated Copper

Power Derating Curve



Temperature Rise



Asia-Pacific:

Tel: +886-2 2562-4117
Fax: +886-2 2562-4116

Europe:

Tel: +41-41 768 5555
Fax: +41-41 768 5510

The Americas:

Tel: +1-951 781-5500
Fax: +1-951 781-5700

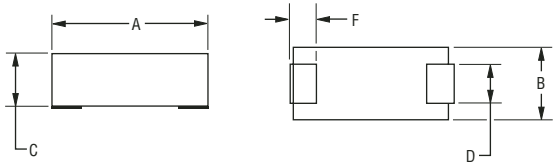
www.bourns.com

*RoHS Directive 2002/95/EC Jan 27 2003 including Annex.
Specifications are subject to change without notice.
Customers should verify actual device performance in their specific applications

PWR2010/3014/4318/5322 - Surface Mount Wirewound Resistors

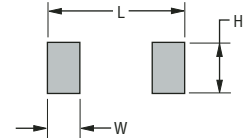


Product Dimensions



DIMENSIONS: $\frac{\text{MM}}{\text{(INCHES)}}$

Recommended Pad Layout



Model	A	F	L	C	B	D	W	H
PWR2010	$\frac{5.08}{(0.20)}$	$\frac{1.28}{(0.05)}$	$\frac{6.48}{(0.255)}$	$\frac{3.25}{(0.128)}$	$\frac{2.54}{(0.10)}$	$\frac{1.663}{(0.065)}$	$\frac{1.98}{(0.078)}$	$\frac{2.16}{(0.085)}$
PWR3014	$\frac{7.5}{(0.29)}$	$\frac{1.75}{(0.069)}$	$\frac{8.9}{(0.35)}$	$\frac{3.65}{(0.15)}$	$\frac{3.50}{(0.138)}$	$\frac{2.566}{(0.101)}$	$\frac{2.45}{(0.096)}$	$\frac{2.95}{(0.116)}$
PWR4318	$\frac{11.0}{(0.43)}$	$\frac{2.00}{(0.079)}$	$\frac{12.5}{(0.49)}$	$\frac{4.65}{(0.189)}$	$\frac{4.50}{(0.177)}$	$\frac{3.590}{(0.141)}$	$\frac{3.20}{(0.126)}$	$\frac{3.70}{(0.146)}$
PWR5322	$\frac{13.5}{(0.53)}$	$\frac{2.50}{(0.098)}$	$\frac{14.9}{(0.587)}$	$\frac{5.65}{(0.229)}$	$\frac{5.50}{(0.217)}$	$\frac{4.20}{(0.165)}$	$\frac{3.70}{(0.146)}$	$\frac{4.20}{(0.165)}$

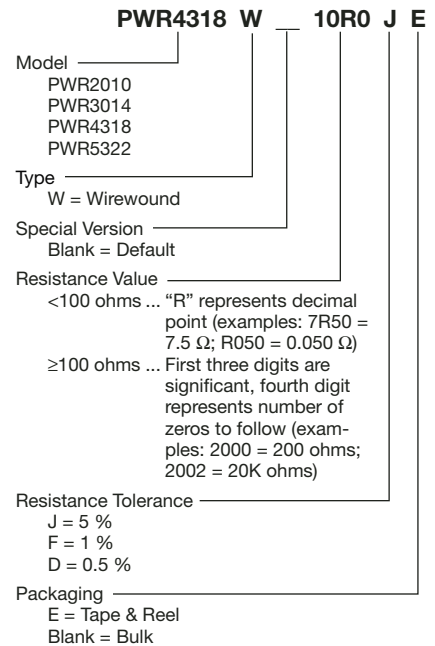
Packaging Specifications

Model	Tape Width	Reel Diameter	Pieces per Reel	Bulk Pkg. Quantity
PWR2010	$\frac{12.0}{(0.472)}$	$\frac{330}{(13.0)}$	2500	200
PWR3014	$\frac{16.0}{(0.629)}$		1500	200
PWR4318	$\frac{24.0}{(0.945)}$		1500	100
PWR5322	$\frac{24.0}{(0.945)}$		1500	100

Typical Part Marking



How to Order



Soldering Profile

