



Features

- Formerly J. W. Miller® model
- Height of 4.5 mm
- Current rating up to 2.38 A
- RoHS compliant*

Applications

- Input/output of DC/DC converters
- Industrial electronics
- Power supplies for:
 - Portable communications equipment
 - Camcorders
 - LCD TVs
 - Car radios

PM104 Series - SMD Power Inductors

Electrical Specifications

Bourns Part No.	Inductance 100 KHz		Test Frequency (MHz)	DCR Max. (mΩ)	Idc (A)	Isat (A)
	(μH)	Tol. (%)				
PM104-100M-RC	10	±20	2.52	53	2.38	3.15
PM104-120M-RC	12	±20	2.52	61	2.13	3.65
PM104-150M-RC	15	±20	2.52	70	1.87	3.18
PM104-180M-RC	18	±20	2.52	81	1.73	3.06
PM104-220M-RC	22	±20	2.52	88	1.60	2.55
PM104-270M-RC	27	±20	2.52	100	1.44	2.53
PM104-330M-RC	33	±20	2.52	120	1.26	2.14
PM104-390M-RC	39	±20	2.52	151	1.20	1.94
PM104-470K-RC	47	±10	2.52	170	1.10	1.81
PM104-560K-RC	56	±10	2.52	199	1.01	1.82
PM104-680K-RC	68	±10	2.52	223	0.91	1.39
PM104-820K-RC	82	±10	2.52	252	0.85	1.56
PM104-101K-RC	100	±10	0.796	344	0.74	1.15
PM104-121K-RC	120	±10	0.796	396	0.69	1.27
PM104-151K-RC	150	±10	0.796	544	0.61	0.89
PM104-181K-RC	180	±10	0.796	621	0.56	0.99
PM104-221K-RC	220	±10	0.796	721	0.53	0.74
PM104-271K-RC	270	±10	0.796	949	0.45	0.77
PM104-331K-RC	330	±10	0.796	1100	0.42	0.61
PM104-391K-RC	390	±10	0.796	1245	0.38	0.66
PM104-471K-RC	470	±10	0.796	1526	0.35	0.52
PM104-561K-RC	560	±10	0.796	1904	0.32	0.45

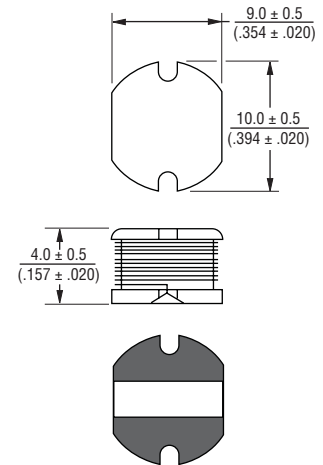
General Specifications

Test Voltage 0.1 V
 Reflow Soldering 230 °C; 50 sec max.
 Operating Temperature
 -40 °C to +125 °C
 (Temperature rise included)
 Storage Temperature ... -40 °C to +125 °C
 Resistance to Soldering Heat
 260 °C, 10 sec. max.

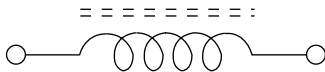
Materials

Core Ferrite
 Wire Enameled copper
 Terminal Sn/Cu
 Rated Current
 Ind. drop 10 % typ. at Isat
 Temperature Rise 40 °C typical
 at Idc
 Packaging 800 pcs. per reel

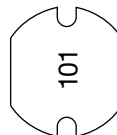
Product Dimensions



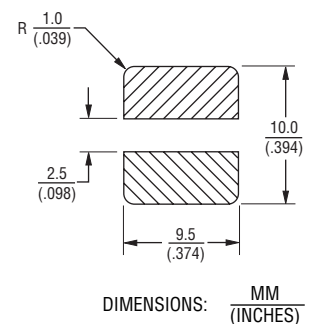
Electrical Schematic



Typical Part Marking



Recommended Pad Layout

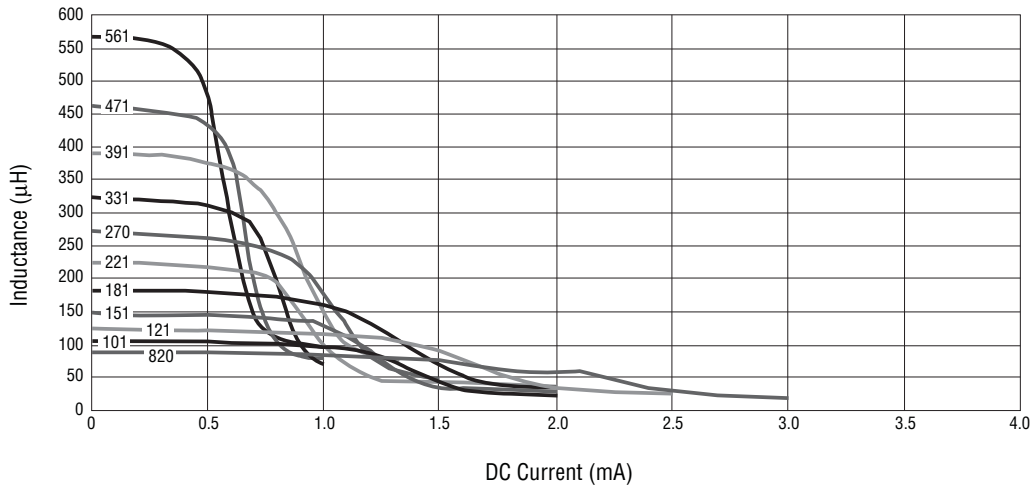
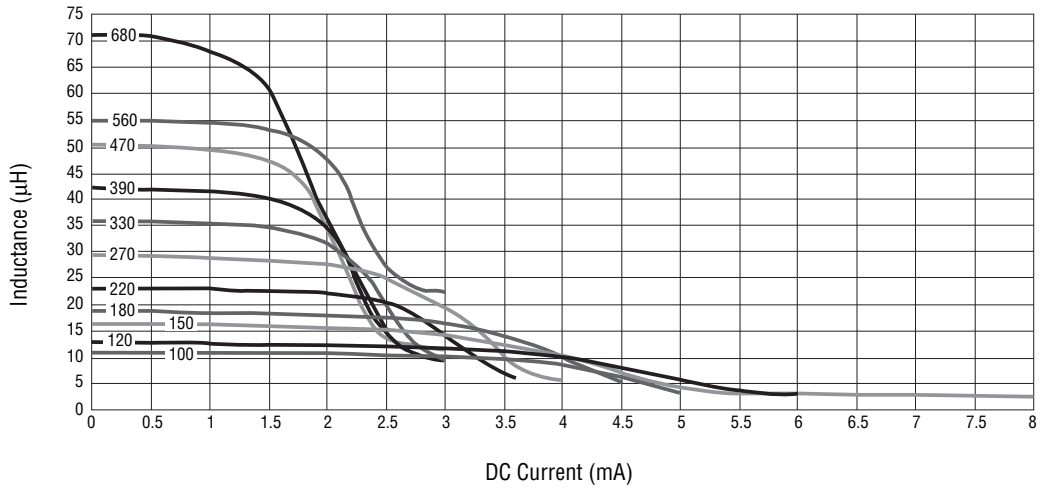


*RoHS Directive 2002/95/EC Jan. 27, 2003 including annex and RoHS Recast 2011/65/EU June 8, 2011. Specifications are subject to change without notice. Customers should verify actual device performance in their specific applications.

PM104 Series - SMD Power Inductors

BOURNS®

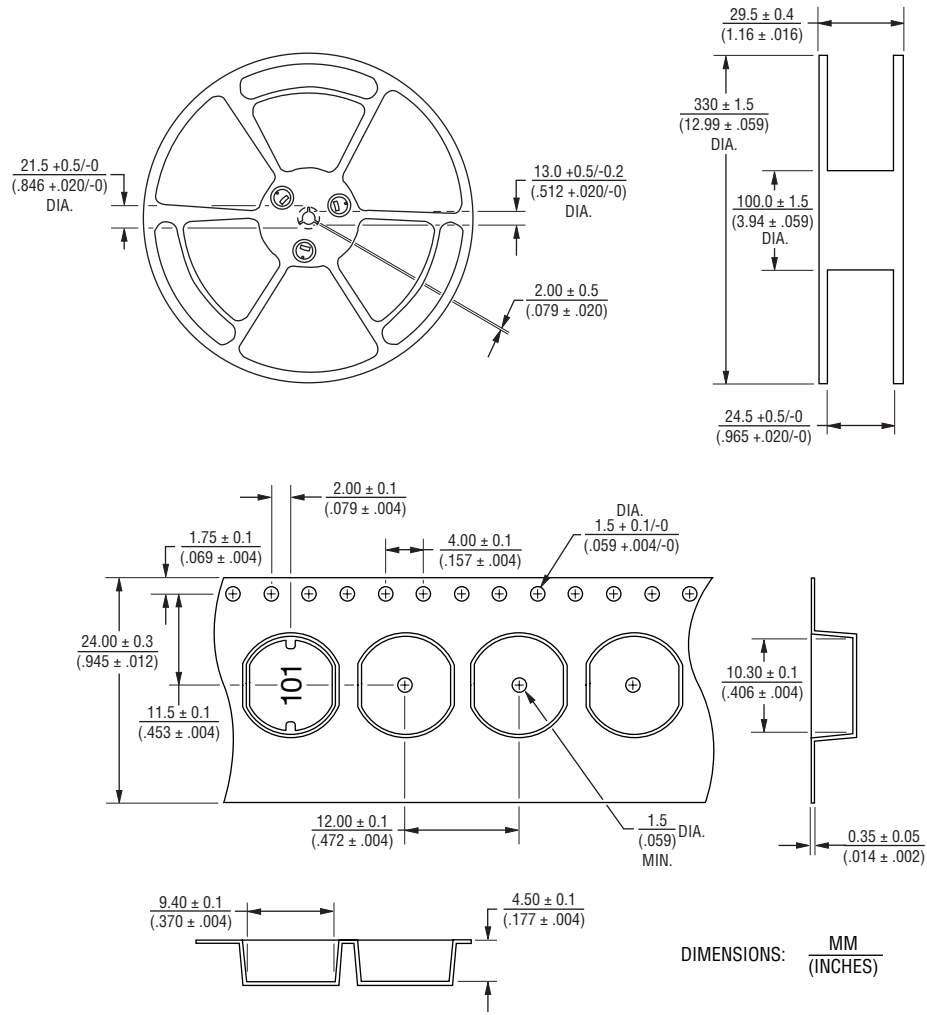
Inductance vs. Current



PM104 Series - SMD Power Inductors

BOURNS®

Packaging Specifications



QTY: 800 PCS. PER REEL

REV. 02/08

Specifications are subject to change without notice.
Customers should verify actual device performance in their specific applications.