



Features

- Formerly *JW.Miller* model
- Available in E12 series
- Unit height of 5.2 mm
- Current up to 4.5 A
- RoHS compliant*

Applications

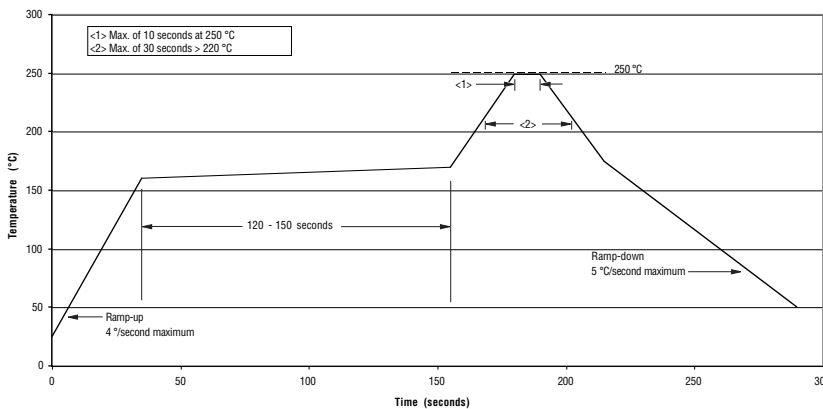
- Input/output of DC/DC converters
- Power supplies for:
 - Portable communication equipment
 - Camcorders
 - LCD TVs
 - Car radios

PM3316S Series - Shielded Power Inductors

Electrical Specifications

Bourns Part No.	Inductance 1 kHz		Q Ref.	Test Frequency (MHz)	SRF Min. (MHz)	RDC (Ω)	I _{rms} Max. (A)	Isat Typ. (A)
	(μH)	Tol. %						
PM3316S-1R0M-RC	1.0	± 20	25	7.96M	120	0.017	4.50	8.00
PM3316S-1R5M-RC	1.5	± 20	25	7.96M	100	0.020	3.60	7.00
PM3316S-2R2M-RC	2.2	± 20	25	7.96M	90.0	0.027	3.10	6.10
PM3316S-3R3M-RC	3.3	± 20	25	7.96M	75.0	0.039	3.30	3.90
PM3316S-4R7M-RC	4.7	± 20	25	7.96M	50.0	0.040	2.50	3.80
PM3316S-6R8M-RC	6.8	± 20	22	7.96M	35.0	0.075	2.20	2.80
PM3316S-100M-RC	10	± 20	48	2.52M	30.0	0.065	2.00	3.00
PM3316S-150M-RC	15	± 20	40	2.52M	20.0	0.085	1.70	2.10
PM3316S-220M-RC	22	± 20	42	2.52M	18.0	0.100	1.40	1.90
PM3316S-330M-RC	33	± 20	40	2.52M	15.0	0.160	1.20	1.56
PM3316S-470M-RC	47	± 20	35	2.52M	12.0	0.190	1.00	1.30

Soldering Profile



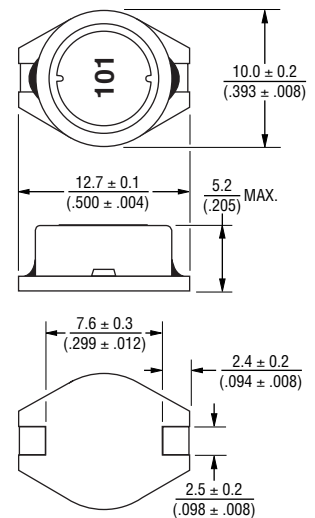
General Specifications

Test Voltage 1 V
 Reflow soldering.... 250 °C; 10 sec max.
 (In compliance with JEDEC, J-STD-020C, Table 4-2)
 Operating Temperature -40 °C to +125 °C
 (Temperature rise included)
 Storage Temperature -40 °C to +125 °C
 Resistance to Soldering Heat 250 °C, 10 sec. max.

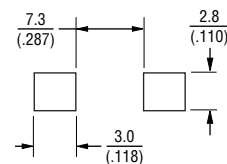
Materials

Core..... Ferrite DR and RI core
 Wire Enameled copper
 Base DAP
 Terminal Cu/Ni/Sn
 Rated Current Ind. drop 10 % typ. at Isat
 Temperature Rise 40 °C max. at rated I_{rms}
 Packaging..... 500 pcs. per reel

Product Dimensions



Recommended Layout



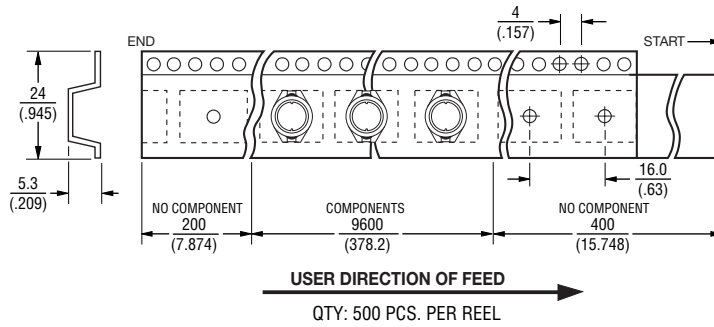
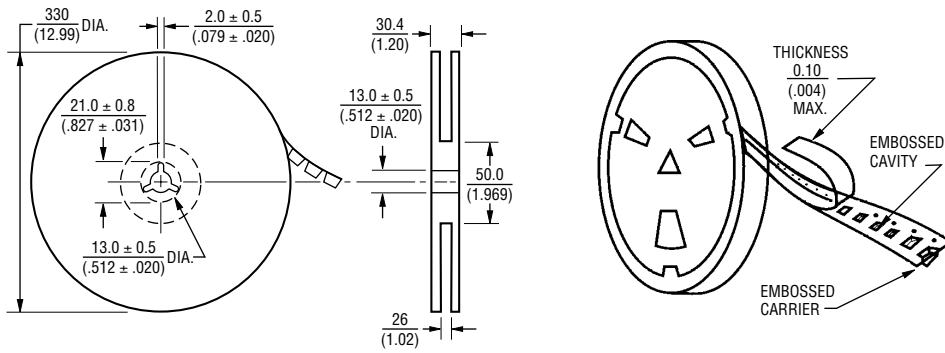
DIMENSIONS: $\frac{\text{MM}}{\text{(INCHES)}}$

*RoHS Directive 2002/95/EC Jan 27, 2003 including Annex. Specifications are subject to change without notice. Customers should verify actual device performance in their specific applications.

PM3316S Series - Shielded Power Inductors

BOURNS®

Packaging Specifications



DIMENSIONS: $\frac{\text{MM}}{\text{(INCHES)}}$

REV. 05/11

Specifications are subject to change without notice.
Customers should verify actual device performance in their specific applications.