



Features

- Formerly **J. W. Miller**® model
- Height of 2.0 mm
- Current rating up to 2.7 A
- RoHS compliant

Additional Information

Click these links for more information:

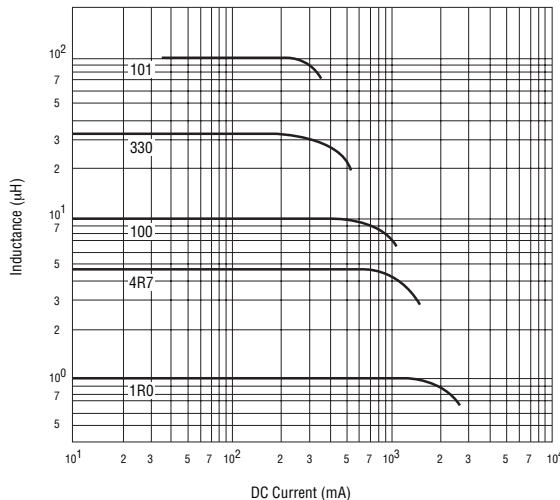


PM42S Series - Shielded SMD Power Inductors

Electrical Specifications

Bourns Part No.	Inductance 100 kHz		Q Ref.	Test Frequency (MHz)	SRF Typ. (MHz)	DCR Max. (mΩ)	I rms (A)	I sat (A)
	(μH)	Tol. %						
PM42S-1R0-RC	1.0	±30	9	7.960	219	35	2.70	2.60
PM42S-2R2-RC	2.2	±30	8	7.960	90	55	2.10	2.10
PM42S-2R7-RC	2.7	±30	8	7.960	78	60	2.03	1.95
PM42S-3R3-RC	3.3	±30	8	7.960	61	65	1.95	1.80
PM42S-3R9-RC	3.9	±30	8	7.960	60	75	1.82	1.65
PM42S-4R7-RC	4.7	±30	8	7.960	55	82	1.72	1.50
PM42S-5R6-RC	5.6	±30	7	7.960	57	90	1.64	1.25
PM42S-6R8-RC	6.8	±30	8	7.960	49	100	1.50	1.15
PM42S-8R2-RC	8.2	±30	7	7.960	40	135	1.40	1.10
PM42S-100-RC	10	±30	10	2.520	38	150	1.30	1.00
PM42S-120-RC	12	±30	9	2.520	32	170	1.15	0.90
PM42S-150-RC	15	±30	8	2.520	30	220	1.03	0.82
PM42S-180-RC	18	±30	7	2.520	30	280	0.92	0.75
PM42S-220-RC	22	±30	7	2.520	29	300	0.88	0.65
PM42S-270-RC	27	±30	7	2.520	23	370	0.77	0.60
PM42S-330-RC	33	±30	7	2.520	21	420	0.73	0.50
PM42S-390-RC	39	±30	8	2.520	19	540	0.64	0.48
PM42S-470-RC	47	±30	8	2.520	20	600	0.62	0.45
PM42S-560-RC	56	±30	8	2.520	15	820	0.52	0.40
PM42S-680-RC	68	±30	7	2.520	13	860	0.50	0.38
PM42S-820-RC	82	±30	8	2.520	13	1200	0.43	0.32
PM42S-101-RC	100	±30	10	0.796	12	1350	0.40	0.30
PM42S-121-RC	120	±30	11	0.796	10	1950	0.33	0.28
PM42S-151-RC	150	±30	14	0.796	10	2600	0.28	0.26
PM42S-181-RC	180	±30	10	0.796	10	4000	0.18	0.25

Inductance vs. Current



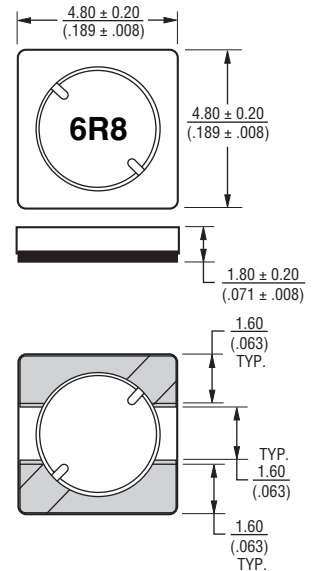
General Specifications

Test Voltage 0.1 V, 100 KHz
 Operating Temp. -40 °C to +125 °C
 (Temperature rise included)
 Storage Temperature .. -40 °C to +125 °C
 Moisture Sensitivity Level 1
 ESD Classification (HBM)..... N/A

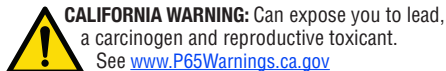
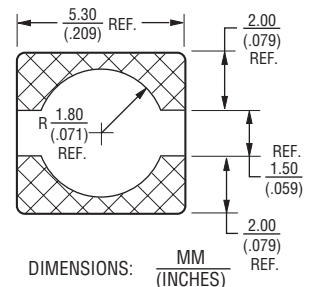
Materials

Core Material Ferrite
 Wire Enameled Copper
 Adhesive..... Epoxy Resin
 Terminal Finish SnAgCu
 Rated Current..... Ind. drop of 35 % typ.
 at Isat
 Temperature Rise 30 °C typ. at Irms
 Packaging..... 1000 pcs. per reel

Product Dimensions



Recommended Layout



*RoHS Directive 2015/863, Mar 31, 2015 and Annex.
 Specifications are subject to change without notice.
 Users should verify actual device performance in their specific applications.
 The products described herein and this document are subject to specific legal disclaimers as set forth on the last page of this document, and at www.bourns.com/docs/legal/disclaimer.pdf.

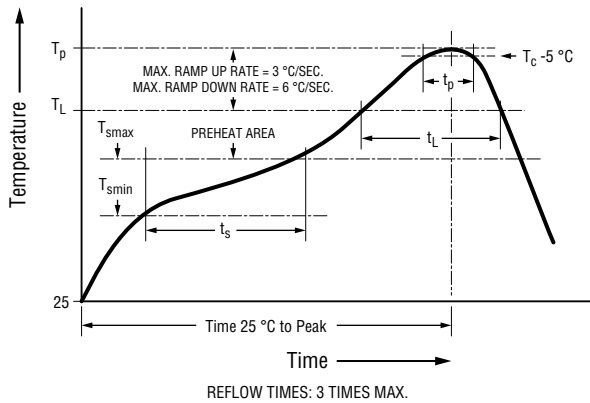
Applications

- Input/output of DC-DC converters
- Power supplies for:
 - Portable communication equipment
 - Camcorders
 - LCD TVs

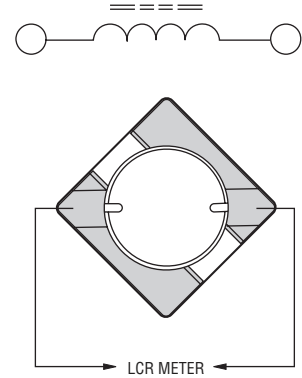
PM42S Series - Shielded SMD Power Inductors

BOURNS®

Soldering Profile



Electrical Schematic



Profile Feature	Pb Free Assembly
Preheat <ul style="list-style-type: none"> - Temperature Min. (T_{smin}) - Temperature Max. (T_{smax}) - Time (t_s) from T_{smin} to T_{smax} 	150 °C 200 °C 60-120 seconds
Ramp-up Rate (T_L to T_p)	3 °C/second max.
Liquidous temperature (T_L) Time (t_L) maintained above T_L	217 °C 60-150 seconds
Classification Temperature (T_c)	260 °C
Time (t_p) at $T_c - 5$ °C (T_p should be equal to or less than T_c)	< 30 seconds
Ramp-Down Rate (T_p to T_L)	6 °C/second max.
Time 25 °C to Peak Temperature	8 minutes max.

Specifications are subject to change without notice.

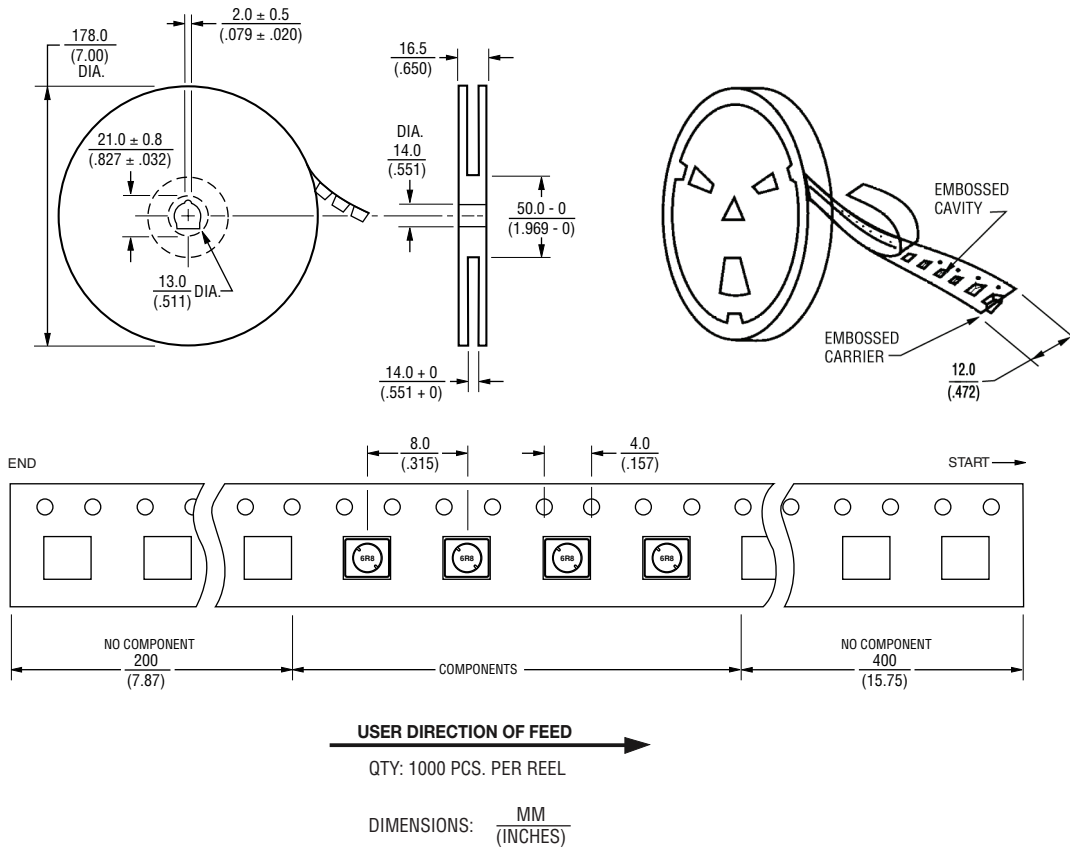
Users should verify actual device performance in their specific applications.

The products described herein and this document are subject to specific legal disclaimers as set forth on the last page of this document, and at www.bourns.com/docs/legal/disclaimer.pdf.

PM42S Series - Shielded SMD Power Inductors

BOURNS®

Packaging Specifications



REV. 03/26

Specifications are subject to change without notice.

Users should verify actual device performance in their specific applications.

The products described herein and this document are subject to specific legal disclaimers as set forth on the last page of this document, and at www.bourns.com/docs/legal/disclaimer.pdf.

This legal disclaimer applies to purchasers and users of Bourns® products manufactured by or on behalf of Bourns, Inc. and its affiliates (collectively, "Bourns").

Unless otherwise expressly indicated in writing, Bourns® products and data sheets relating thereto are subject to change without notice. Users should check for and obtain the latest relevant information and verify that such information is current and complete before placing orders for Bourns® products.

The characteristics and parameters of a Bourns® product set forth in its data sheet are based on laboratory conditions, and statements regarding the suitability of products for certain "typical" applications are based on Bourns' knowledge of typical requirements in generic applications. Bourns assumes that "typical" applications include failsafe/backup features to address critical risks to users and are designed to allow rework of Bourns® product to avoid scrap of a device solely due to malfunctioning Bourns® product. The characteristics and parameters of a Bourns® product in a user application may vary from the data sheet characteristics and parameters due to (i) the combination of the Bourns® product with other components in the user's application, or (ii) the environment of the user application itself. The characteristics and parameters of a Bourns® product also can and do vary in different applications and actual performance may vary over time. Thus, users should always verify the actual performance of the Bourns® product in their specific devices and applications and make their own independent judgments regarding the suitability of Bourns® product and the amount of additional test margin to design into their device or application to compensate for differences between laboratory and real-world conditions.

Unless Bourns has explicitly designated an individual Bourns® product as meeting the requirements of a particular industry standard (e.g., IATF 16949) or a particular qualification (e.g., UL listed or recognized), Bourns is not responsible for any failure of an individual Bourns® product to meet the requirements of such industry standard or particular qualification even if such industry standard or qualification is a "state of art". Users of Bourns® products are responsible for ensuring compliance with safety-related requirements and standards applicable to their devices or applications.

Bourns® products are not recommended, authorized or intended for use in applications where failure or malfunction may result in personal injury, death, or severe property or environmental damage, such as without limitation nuclear, life-critical medical and certain automotive and aviation applications. Except as set forth in the bullet points below or unless expressly and specifically approved in writing on a case-by-case basis by an authorized Bourns' representative, use of any Bourns® products in such unauthorized high-risk applications is at the user's sole risk.

- Bourns considers implantable/invasive devices and devices/procedures designed as life-supporting or life-sustaining by the U.S. Food and Drug Administration or equivalent organizations outside of the United States as "life-critical" medical applications. Bourns expressly identifies those Bourns® standard products that are suitable for use in typical medical applications that are not life-critical in its publication entitled "Bourns Medical Grade Component Guide."
- Bourns expressly identifies those Bourns® standard products that are suitable for use in typical automotive applications associated with any Automate Safety Integrity Level (ASIL) in its publication entitled "Bourns Automotive Grade Component Guide." Bourns' designation of Bourns® product as compliant with the AEC-Q standard does not by itself mean that Bourns has approved such product for use in an automotive application.
- Bourns expressly identifies Bourns® standard products that are suitable for use in the typical aviation applications/systems requiring System Design Assurance Level (RTCA DO-254 DAL) of C, D or E in its publication entitled "Bourns Civilian Aerospace/Aviation Grade Component Guide." Bourns does not test its products for compliance with United States Federal Aviation Administration standards or any other generally equivalent governmental organization standard applicable to products designed or manufactured for use in aviation applications. Use of Bourns® standard components in aviation applications associated with RTCA DO-254 DAL A or B without proper approval noted above shall be at the user's sole risk.
- Bourns will review and authorize on a case-by-case basis the use of Bourns® standard products which are at least AEC-Q compliant in space-related civil applications (rockets, satellites) with a negotiated cross-waiver and indemnity agreement.

The use and level of testing applicable to Bourns® custom products shall be negotiated on a case-by-case basis by Bourns and the user for which such Bourns® custom products are specially designed. Absent a written agreement between Bourns and the user regarding the use and level of such testing, the above provisions applicable to Bourns® standard products shall also apply to such Bourns® custom products.

Use of Bourns® products or Bourns' technology in military/defense applications must be reviewed with Bourns for compliance with applicable export control laws and embargoes. Users shall not sell, transfer, export or re-export (which includes transfers within a country) any Bourns® products or technology or technical data for use in activities which involve the design, development, production, use or stockpiling of nuclear, chemical or biological weapons or missiles, nor shall they use Bourns® products or technology or technical data in any facility which engages in activities relating to such devices. Further, Bourns® products and Bourns' technology and technical data may not under any circumstance be exported or re-exported to countries subject to international sanctions or embargoes. Bourns® products and technology may not, without prior authorization from Bourns and/or the Government of a country where such product/technology is designed and/or manufactured, be resold, transferred, or re-exported (including within the same country) to any party not eligible to receive commodities, software, and technical data originating in such country.

To the maximum extent permitted by applicable law, Bourns disclaims (i) any and all liability for special, punitive, consequential, incidental or indirect damages or lost revenues or lost profits, and (ii) any and all implied warranties (those not based on parameters specified in Bourns' data sheets and/or specifications), including implied warranties of fitness for particular purpose, non-infringement and merchantability.

For your convenience, copies of this Legal Disclaimer Notice with German, Spanish, Japanese, Traditional Chinese and Simplified Chinese bilingual versions are available at:

Web Page: <https://www.bourns.com/legal/disclaimers-terms-and-policies>

PDF: <https://www.bourns.com/docs/Legal/disclaimer.pdf>