

Features

- Integrates capacitor function in one package
- Design reduces termination noise
- Popular standard capacitance values available
- Isolated and bussed circuits available

- High temperature lead attachment to withstand reflow temperatures up to 260°C

900 Series - Capacitor Networks

Electrical Characteristics

Capacitance Tolerance
 39 pF - 270 pF.....±10%
 >270 pF - 0.1 μF.....±20%

Circuit Configuration...Isolated & bussed

Capacitor Dielectric.....NPO, X7R

Capacitance Voltage Rating
 39 pF - 270 pF
NPO - 50V @ +25°C
 >270 pF - 0.047 μF
X7R - 50V @ +25°C

Physical Characteristics

Lead Spacing0.100" (2.54 mm)

Lead Frame Material
Copper, solder coated

Body Material
Epoxy/Anhydride conformal material

Z5U dielectrics available on a custom basis.

Standard High Volume Part Numbers

4610M-901-103
 4610M-902-103
 4610M-901-104
 4610M-902-104

How To Order

46 10 M - 901 - 103

Model _____
 (46 = SIP Pkg)

Number of Pins _____

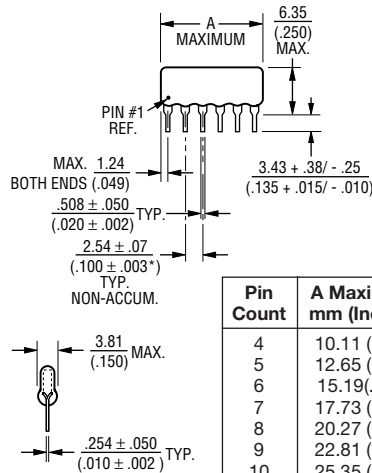
Profile _____
 (M = Medium Profile)

Electrical Configuration _____
 • 901 = Bussed
 • 902 = Isolated

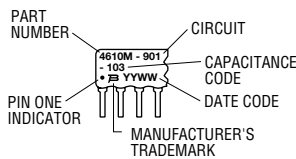
Capacitance Code _____
 • First 2 digits are significant
 • Third digit represents the number of zeros to follow

Consult factory for other available options.

Product Dimensions



Typical Part Marking

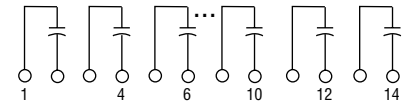


Standard Capacitance Values and Codes

These are the standard and non-standard capacitance values available. Consult factory for capacitance values and types outside this range. Tolerances of 5%, 10% and 20% are available.

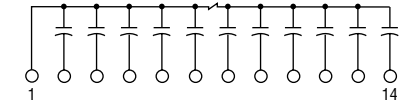
"NPO" DIELECTRICS 10% Tolerance		"X7R" DIELECTRICS 20% Tolerance		"X7R" DIELECTRICS 20% Tolerance	
Capacitance (pF)	Capacitance Code	Capacitance (pF)	Capacitance Code	Capacitance (μF)	Capacitance Code
39	390	330	331	0.01	103
47	470	390	391	0.012	123
56	560	470	471	0.015	153
68	680	560	561	0.018	183
82	820	680	681	0.022	223
100	101	820	820	0.027	273
120	121	1000	102	0.033	333
150	151	1200	122	0.039	393
180	181	1500	152	0.047	473
220	221	1800	182	0.056	563
270	271	2200	222	0.068	683
		2700	272	0.082	823
		3300	332	0.1	104
		3900	392		
		4700	472		
		5600	562		
		6800	682		
		8200	822		

Isolated Capacitors (902 Circuit)



These models incorporate 2 to 7 isolated capacitors of equal value, each connected between two pins.

Bussed Capacitors (901 Circuit)



These models incorporate 3 to 13 capacitors of equal value, each connected between a common bus (Pin 1) and a separate pin.