

Features

- Servo mount
- Shaft support by front and rear precision ball bearings
- Non-standard features and specifications available
- Gangable up to 10 cups

6534 - 7/8" (22 mm) Precision Potentiometer

Electrical Characteristics¹

Standard Resistance Range.....	1 K to 100 K ohms
Total Resistance Tolerance.....	±10 %
Independent Linearity.....	±0.5 %
Effective Electrical Angle.....	320° ±3°
End Voltage.....	0.1 % maximum (0.25 at 2 K ohms, 0.4 % at 1 K ohm)
Output Smoothness.....	0.1 %
Dielectric Withstanding Voltage (MIL-STD-202, Method 301)	
Sea Level.....	.750 VAC minimum
Power Rating (Voltage Limited By Power Dissipation or 350 VAC, Whichever is Less)	
+70 °C.....	.1 watt
+125 °C.....	.0 watt
Insulation Resistance (500 VDC).....	1,000 megohms minimum
Resolution.....	Essentially infinite

Environmental Characteristics¹

Operating Temperature Range.....	-40 °C to +125 °C
Storage Temperature Range.....	-65 °C to +125 °C
Temperature Coefficient Over Storage Temperature Range.....	±500 ppm/°C maximum
Vibration.....	15 G
Wiper Bounce.....	0.1 millisecond maximum
Total Resistance Shift.....	±2 % maximum
Shock.....	50 G
Wiper Bounce.....	0.1 millisecond maximum
Rotational Life (No Load).....	25,000,000 shaft revolutions
Total Resistance Shift.....	±10 % maximum
Moisture Resistance (MIL-STD-202, Method 103, Condition B)	
Total Resistance Shift.....	±10 % maximum
IP Rating.....	IP 40

Mechanical Characteristics¹

Mechanical Angle.....	Continuous
Torque (Starting & Running).....	0.18 N-cm (0.25 oz.-in.) maximum
Shaft Runout.....	0.025 mm (0.001 in.) T.I.R.
Lateral Runout.....	0.05 mm (0.002 in.) T.I.R.
Shaft End Play.....	0.08 mm (0.003 in.) T.I.R.
Shaft Radial Play.....	0.08 mm (0.003 in.) T.I.R.
Pilot Diameter Runout.....	0.025 mm (0.001 in.) T.I.R.
Backlash.....	0.1° maximum
Weight.....	18 grams
Terminals.....	Side exit turret style
Soldering Condition	
Manual Soldering.....	.96.5Sn/3.0Ag/0.5Cu solid wire or no-clean rosin cored wire 370 °C (700 °F) max. for 3 seconds
Wave Soldering.....	.96.5Sn/3.0Ag/0.5Cu solder with no-clean flux 260 °C (500 °F) max. for 5 seconds
Wash processes.....	Not recommended
Marking.....	Manufacturer's name and part number, resistance value and tolerance, linearity tolerance, wiring diagram, and date code.
Gangging.....	10 cups maximum

¹At room ambient: +25 °C nominal and 50 % relative humidity nominal, except as noted.

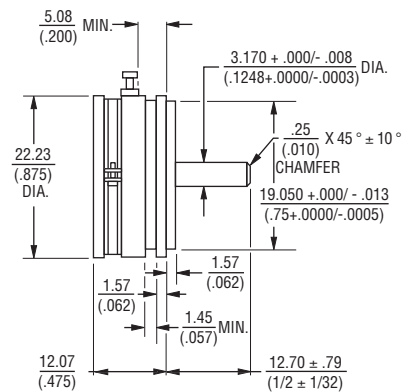
Recommended Part Numbers

Part Number	Resistance (Ω)
6534S-1-102	1,000
6534S-1-202	2,000
6534S-1-502	5,000
6534S-1-103	10,000
6534S-1-203	20,000
6534S-1-503	50,000
6534S-1-104	100,000

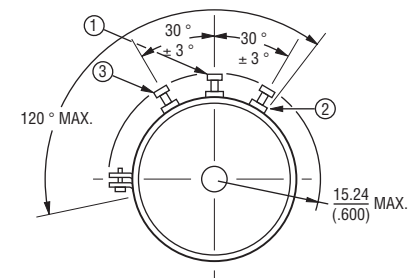


WARNING
Cancer and Reproductive Harm
www.P65Warnings.ca.gov

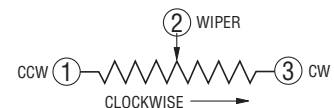
Product Dimensions



ADD 5.08 (.200) FOR EACH ADDITIONAL CUP.



TOLERANCES: EXCEPT WHERE NOTED
DECIMALS: .XX ± .51 (.02), .XXX ± .13 (.005)
FRACTIONS: ± 1/64
DIMENSIONS: MM (IN.)



This legal disclaimer applies to purchasers and users of Bourns® products manufactured by or on behalf of Bourns, Inc. and its affiliates (collectively, "Bourns").

Unless otherwise expressly indicated in writing, Bourns® products and data sheets relating thereto are subject to change without notice. Users should check for and obtain the latest relevant information and verify that such information is current and complete before placing orders for Bourns® products.

The characteristics and parameters of a Bourns® product set forth in its data sheet are based on laboratory conditions, and statements regarding the suitability of products for certain "typical" applications are based on Bourns' knowledge of typical requirements in generic applications. Bourns assumes that "typical" applications include failsafe/backup features to address critical risks to users and are designed to allow rework of Bourns® product to avoid scrap of a device solely due to malfunctioning Bourns® product. The characteristics and parameters of a Bourns® product in a user application may vary from the data sheet characteristics and parameters due to (i) the combination of the Bourns® product with other components in the user's application, or (ii) the environment of the user application itself. The characteristics and parameters of a Bourns® product also can and do vary in different applications and actual performance may vary over time. Thus, users should always verify the actual performance of the Bourns® product in their specific devices and applications and make their own independent judgments regarding the suitability of Bourns® product and the amount of additional test margin to design into their device or application to compensate for differences between laboratory and real-world conditions.

Unless Bourns has explicitly designated an individual Bourns® product as meeting the requirements of a particular industry standard (e.g., IATF 16949) or a particular qualification (e.g., UL listed or recognized), Bourns is not responsible for any failure of an individual Bourns® product to meet the requirements of such industry standard or particular qualification even if such industry standard or qualification is a "state of art". Users of Bourns® products are responsible for ensuring compliance with safety-related requirements and standards applicable to their devices or applications.

Bourns® products are not recommended, authorized or intended for use in applications where failure or malfunction may result in personal injury, death, or severe property or environmental damage, such as without limitation nuclear, life-critical medical and certain automotive and aviation applications. Except as set forth in the bullet points below or unless expressly and specifically approved in writing on a case-by-case basis by an authorized Bourns' representative, use of any Bourns® products in such unauthorized high-risk applications is at the user's sole risk.

- Bourns considers implantable/invasive devices and devices/procedures designed as life-supporting or life-sustaining by the U.S. Food and Drug Administration or equivalent organizations outside of the United States as "life-critical" medical applications. Bourns expressly identifies those Bourns® standard products that are suitable for use in typical medical applications that are not life-critical in its publication entitled "Bourns Medical Grade Component Guide."
- Bourns expressly identifies those Bourns® standard products that are suitable for use in typical automotive applications associated with any Automate Safety Integrity Level (ASIL) in its publication entitled "Bourns Automotive Grade Component Guide." Bourns' designation of Bourns® product as compliant with the AEC-Q standard does not by itself mean that Bourns has approved such product for use in an automotive application.
- Bourns expressly identifies Bourns® standard products that are suitable for use in the typical aviation applications/systems requiring System Design Assurance Level (RTCA DO-254 DAL) of C, D or E in its publication entitled "Bourns Civilian Aerospace/Aviation Grade Component Guide." Bourns does not test its products for compliance with United States Federal Aviation Administration standards or any other generally equivalent governmental organization standard applicable to products designed or manufactured for use in aviation applications. Use of Bourns® standard components in aviation applications associated with RTCA DO-254 DAL A or B without proper approval noted above shall be at the user's sole risk.
- Bourns will review and authorize on a case-by-case basis the use of Bourns® standard products which are at least AEC-Q compliant in space-related civil applications (rockets, satellites) with a negotiated cross-waiver and indemnity agreement.

The use and level of testing applicable to Bourns® custom products shall be negotiated on a case-by-case basis by Bourns and the user for which such Bourns® custom products are specially designed. Absent a written agreement between Bourns and the user regarding the use and level of such testing, the above provisions applicable to Bourns® standard products shall also apply to such Bourns® custom products.

Use of Bourns® products or Bourns' technology in military/defense applications must be reviewed with Bourns for compliance with applicable export control laws and embargoes. Users shall not sell, transfer, export or re-export (which includes transfers within a country) any Bourns® products or technology or technical data for use in activities which involve the design, development, production, use or stockpiling of nuclear, chemical or biological weapons or missiles, nor shall they use Bourns® products or technology or technical data in any facility which engages in activities relating to such devices. Further, Bourns® products and Bourns' technology and technical data may not under any circumstance be exported or re-exported to countries subject to international sanctions or embargoes. Bourns® products and technology may not, without prior authorization from Bourns and/or the Government of a country where such product/technology is designed and/or manufactured, be resold, transferred, or re-exported (including within the same country) to any party not eligible to receive commodities, software, and technical data originating in such country.

To the maximum extent permitted by applicable law, Bourns disclaims (i) any and all liability for special, punitive, consequential, incidental or indirect damages or lost revenues or lost profits, and (ii) any and all implied warranties (those not based on parameters specified in Bourns' data sheets and/or specifications), including implied warranties of fitness for particular purpose, non-infringement and merchantability.

For your convenience, copies of this Legal Disclaimer Notice with German, Spanish, Japanese, Traditional Chinese and Simplified Chinese bilingual versions are available at:

Web Page: <https://www.bourns.com/legal/disclaimers-terms-and-policies>

PDF: <https://www.bourns.com/docs/Legal/disclaimer.pdf>