



## Features

- High voltage and current rating
- Straight and kinked lead styles available
- Bidirectional
- Surge protection
- Fast response time
- RoHS compliant\*
- Agency listing: US

## Additional Information

Click these links for more information:



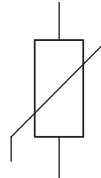
[PRODUCT SELECTOR](#) [TECHNICAL LIBRARY](#) [INVENTORY](#) [SAMPLES](#) [CONTACT](#)

# MOV-20DxxxK Series - Metal Oxide Varistor

## General Information

The MOV-20DxxxK Series of 20 mm radial leaded varistor devices protects against overvoltage transients such as lightning, power contact and power induction. The metal oxide varistors offer a choice of varistor voltages from 18 V to 1800 V and  $V_{rms}$  voltages from 11 V to 1100 V.

The devices have a high current handling, high energy absorption capability and fast response times to protect against transient faults up to rated limits.



## Industry Standard Compliance

Standard	UL 1449
File Number	<a href="#">E313168</a>

## Absolute Maximum Ratings (@ $T_A = 25^\circ\text{C}$ Unless Otherwise Noted)

Parameter	Symbol	Min.	Typ.	Max.	Unit
Operating Temperature	$T_{OPR}$	-40	25	+105	$^\circ\text{C}$
Storage Temperature	$T_{STG}$	-40	25	+125	$^\circ\text{C}$
Rated Wattage	$P_w$			1.00	Watt
Varistor Voltage Temperature Coefficient	$V_{TC}$	0		0.05	$\% / ^\circ\text{C}$
Response Time	$T_r$		10	25	ns
Varistor Voltage Tolerance	$V_{tol}$	-10	0	10	$\%$

## Electrical Characteristics (@ $T_A = 25^\circ\text{C}$ Unless Otherwise Noted)

Bourns Part No.	Max. Continuous Voltage (V)		Voltage @ 1 mA DC (V)			Voltage @ Class Current (8/20 $\mu\text{s}$ )		Max. Peak Current (8/20 $\mu\text{s}$ )	Max. Energy (J)	Typ. Cap. (pF)
	r.m.s.	d.c.	Min.	Nom.	Max.	Class Current (A)	Max. Clamping Voltage (V)			
								One Time	8/20 $\mu\text{s}$	1 kHz
MOV-20D180K	11	14	16	18	20	20	36	2000	11.0	34200
MOV-20D220K	14	18	20	22	24	20	43	2000	14.0	24000
MOV-20D270K	17	22	24	27	30	20	53	2000	18.0	21600
MOV-20D330K	20	26	30	33	36	20	65	2000	23.0	19200
MOV-20D390K	25	31	35	39	43	20	77	2000	26.0	18000
MOV-20D470K	30	38	42	47	52	20	93	2000	33.0	16800
MOV-20D560K	35	45	50	56	62	20	110	2000	41.0	13200
MOV-20D680K	40	56	61	68	75	20	135	2000	46.0	10800
MOV-20D820K	50	65	74	82	90	100	135	6500	38.0	6000
MOV-20D101K	60	85	90	100	110	100	165	6500	45.0	5040
MOV-20D121K	75	100	108	120	132	100	200	6500	55.0	4200
MOV-20D151K	95	125	135	150	165	100	250	6500	70.0	3240
MOV-20D181K	115	150	162	180	198	100	300	6500	85.0	2640
MOV-20D201K	130	170	185	200	225	100	340	6500	95.0	2400
MOV-20D221K	140	180	198	220	242	100	360	6500	100.0	2160
MOV-20D241K	150	200	216	240	264	100	395	6500	108.0	1980
MOV-20D271K	175	225	243	270	297	100	455	6500	127.0	1800
MOV-20D301K	190	250	270	300	330	100	500	6500	136.0	1560
MOV-20D331K	210	275	297	330	363	100	550	6500	150.0	1440
MOV-20D361K	230	300	324	360	396	100	595	6500	163.0	1320
MOV-20D391K	250	320	351	390	429	100	650	6500	180.0	1200
MOV-20D431K	275	350	387	430	473	100	710	6500	190.0	1116
MOV-20D471K	300	385	423	470	517	100	775	6500	220.0	1020
MOV-20D511K	320	415	459	510	561	100	845	6500	220.0	936
MOV-20D561K	350	460	504	560	616	100	925	6500	220.0	852
MOV-20D621K	385	505	558	620	682	100	1025	6500	220.0	780
MOV-20D681K	420	560	612	680	748	100	1120	6500	220.0	720
MOV-20D751K	460	615	675	750	825	100	1240	6500	230.0	636
MOV-20D781K	485	640	702	780	858	100	1290	6500	255.0	612
MOV-20D821K	510	670	738	820	902	100	1355	6500	265.0	600
MOV-20D911K	550	745	819	910	1001	100	1500	6500	282.0	528
MOV-20D102K	625	825	900	1000	1100	100	1650	6500	310.0	480
MOV-20D112K	680	895	990	1100	1210	100	1815	6500	342.0	432
MOV-20D152K	940	1200	1350	1500	1650	100	2475	6500	383.0	384
MOV-20D182K	1100	1465	1620	1800	1980	100	2970	6500	625.0	312



**WARNING Cancer and Reproductive Harm**  
[www.P65Warnings.ca.gov](http://www.P65Warnings.ca.gov)

\*RoHS Directive 2015/863, Mar 31, 2015 and Annex.

Specifications are subject to change without notice.

Users should verify actual device performance in their specific applications.

The products described herein and this document are subject to specific legal disclaimers as set forth on the last page of this document, and at [www.bourns.com/docs/legal/disclaimer.pdf](http://www.bourns.com/docs/legal/disclaimer.pdf).

## Applications

- Power supplies
- Power systems
- Line voltage
- Telecom systems
- White goods / appliances

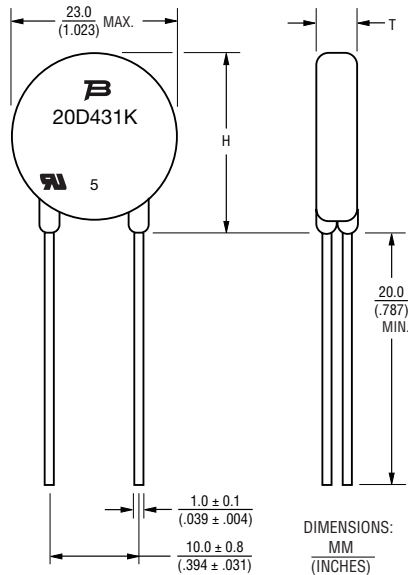
## MOV-20DxxxK Series - Metal Oxide Varistor

**BOURNS®**

### Product Dimensions

This is an RoHS compliant molded radial package with 100 % Sn plating on the terminations.

#### Straight Leads



Part Number	Dim. H (Max.)	Dim. T (Max.)
MOV-20D180K	26.0 (1.024)	4.2 (.165)
MOV-20D220K	26.0 (1.024)	4.3 (.169)
MOV-20D270K	26.0 (1.024)	4.6 (.181)
MOV-20D330K	26.0 (1.024)	4.2 (.165)
MOV-20D390K	26.0 (1.024)	4.4 (.173)
MOV-20D470K	26.0 (1.024)	4.6 (.181)
MOV-20D560K	26.0 (1.024)	4.7 (.185)
MOV-20D680K	26.0 (1.024)	4.8 (.189)
MOV-20D820K	26.0 (1.024)	4.2 (.165)
MOV-20D101K	26.0 (1.024)	4.4 (.173)
MOV-20D121K	26.0 (1.024)	4.6 (.181)
MOV-20D151K	26.0 (1.024)	4.8 (.189)
MOV-20D181K	26.0 (1.024)	4.0 (.157)
MOV-20D201K	26.0 (1.024)	4.2 (.165)
MOV-20D221K	26.0 (1.024)	4.3 (.169)
MOV-20D241K	26.0 (1.024)	4.4 (.173)
MOV-20D271K	26.0 (1.024)	4.6 (.181)
MOV-20D301K	26.0 (1.024)	4.8 (.189)

Part Number	Dim. H (Max.)	Dim. T (Max.)
MOV-20D331K	26.0 (1.024)	5.0 (.197)
MOV-20D361K	26.0 (1.024)	5.2 (.205)
MOV-20D391K	26.0 (1.024)	5.4 (.213)
MOV-20D431K	26.0 (1.024)	5.6 (.220)
MOV-20D471K	26.0 (1.024)	5.9 (.232)
MOV-20D511K	26.0 (1.024)	6.0 (.236)
MOV-20D561K	28.0 (1.102)	6.5 (.256)
MOV-20D621K	28.0 (1.102)	6.9 (.272)
MOV-20D681K	28.0 (1.102)	7.0 (.276)
MOV-20D751K	28.0 (1.102)	7.2 (.283)
MOV-20D781K	28.0 (1.102)	7.4 (.291)
MOV-20D821K	28.0 (1.102)	7.8 (.307)
MOV-20D911K*	28.0 (1.102)	8.2 (.323)
MOV-20D102K*	28.0 (1.102)	8.7 (.343)
MOV-20D112K*	28.0 (1.102)	9.2 (.362)
MOV-20D152K**	N/A	N/A
MOV-20D182K**	N/A	N/A

\* Not available in Tape & Reel packaging.

\*\*Not available with straight leads.

Specifications are subject to change without notice.

Users should verify actual device performance in their specific applications.

The products described herein and this document are subject to specific legal disclaimers as set forth on the last page of this document, and at [www.bourns.com/docs/legal/disclaimer.pdf](http://www.bourns.com/docs/legal/disclaimer.pdf).

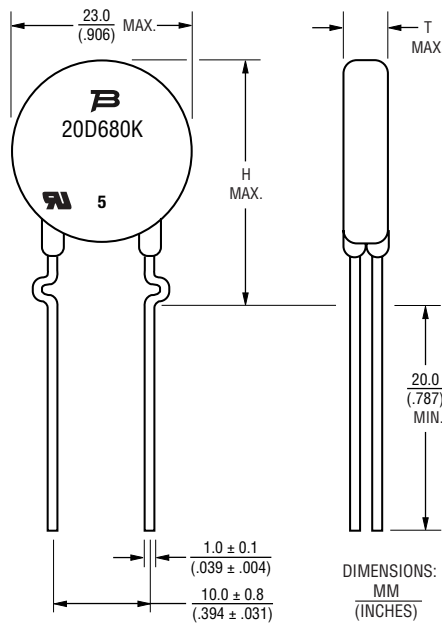
# MOV-20DxxxK Series - Metal Oxide Varistor

**BOURNS®**

## Product Dimensions (Continued)

This is an RoHS compliant molded radial package with 100 % Sn plating on the terminations.

### Kinked Leads (Outward)



Part Number	Dim. H (Max.)	Dim. T (Max.)
MOV-20D180KK	28.0 (1.102)	4.2 (.165)
MOV-20D220KK	28.0 (1.102)	4.3 (.169)
MOV-20D270KK	28.0 (1.102)	4.6 (.181)
MOV-20D330KK	28.0 (1.102)	4.2 (.165)
MOV-20D390KK	28.0 (1.102)	4.4 (.173)
MOV-20D470KK	28.0 (1.102)	4.6 (.181)
MOV-20D560KK	28.0 (1.102)	4.7 (.185)
MOV-20D680KK	28.0 (1.102)	4.8 (.189)
MOV-20D820KK	28.0 (1.102)	4.2 (.165)
MOV-20D101KK	28.0 (1.102)	4.4 (.173)
MOV-20D121KK	28.0 (1.102)	4.6 (.181)
MOV-20D151KK	28.0 (1.102)	4.8 (.189)
MOV-20D181KK	28.0 (1.102)	4.0 (.157)
MOV-20D201KK	28.0 (1.102)	4.2 (.165)
MOV-20D221KK	28.0 (1.102)	4.3 (.169)
MOV-20D241KK	28.0 (1.102)	4.4 (.173)
MOV-20D271KK	28.0 (1.102)	4.6 (.181)
MOV-20D301KK	28.0 (1.102)	4.8 (.189)

Part Number	Dim. H (Max.)	Dim. T (Max.)
MOV-20D331KK	28.0 (1.102)	5.0 (.197)
MOV-20D361KK	28.0 (1.102)	5.2 (.205)
MOV-20D391KK	28.0 (1.102)	5.4 (.213)
MOV-20D431KK	28.0 (1.102)	5.6 (.220)
MOV-20D471KK	28.0 (1.102)	5.9 (.232)
MOV-20D511KK	28.0 (1.102)	6.0 (.236)
MOV-20D561KK	30.0 (1.181)	6.5 (.256)
MOV-20D621KK	30.0 (1.181)	6.9 (.272)
MOV-20D681KK	30.0 (1.181)	7.0 (.276)
MOV-20D751KK	30.0 (1.181)	7.2 (.283)
MOV-20D781KK	30.0 (1.181)	7.4 (.291)
MOV-20D821KK	N/A See Kinked Leads (In-line) Configuration	
MOV-20D911KK*		
MOV-20D102KK*		
MOV-20D112KK*		
MOV-20D152KK*		
MOV-20D182KK*		

\* Not available in Tape & Reel packaging.

(Kinked Lead Product Dimensions continue on page 4.)

Specifications are subject to change without notice.

Users should verify actual device performance in their specific applications.

The products described herein and this document are subject to specific legal disclaimers as set forth on the last page of this document, and at [www.bourns.com/docs/legal/disclaimer.pdf](http://www.bourns.com/docs/legal/disclaimer.pdf).

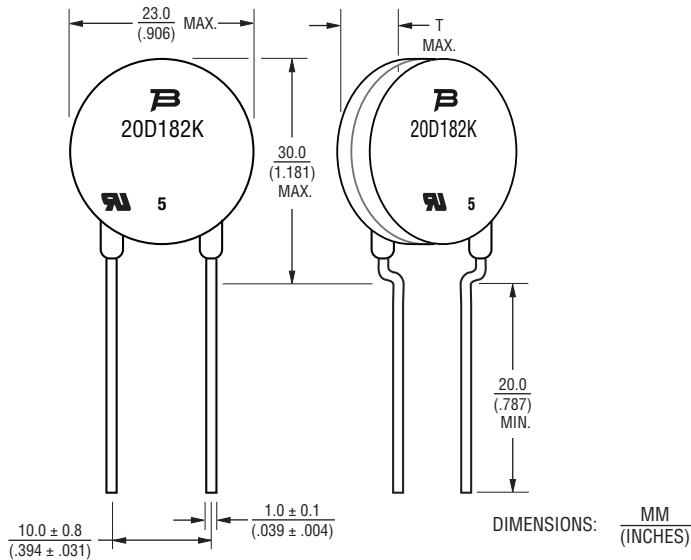
# MOV-20DxxxK Series - Metal Oxide Varistor



## Product Dimensions (Continued)

This is an RoHS compliant molded radial package with 100 % Sn plating on the terminations.

### Kinked Leads (In-line)



Part Number	Dim. T (Max.)
MOV-20D180KK	N/A See Kinked Leads (Outward) Configuration
MOV-20D220KK	
MOV-20D270KK	
MOV-20D330KK	
MOV-20D390KK	
MOV-20D470KK	
MOV-20D560KK	
MOV-20D680KK	
MOV-20D820KK	
MOV-20D101KK	
MOV-20D121KK	
MOV-20D151KK	
MOV-20D181KK	
MOV-20D201KK	
MOV-20D221KK	
MOV-20D241KK	
MOV-20D271KK	
MOV-20D301KK	

Part Number	Dim. T (Max.)
MOV-20D331KK	N/A See Kinked Leads (Outward) Configuration
MOV-20D361KK	
MOV-20D391KK	
MOV-20D431KK	
MOV-20D471KK	
MOV-20D511KK	
MOV-20D561KK	
MOV-20D621KK	
MOV-20D681KK	
MOV-20D751KK	
MOV-20D781KK	
MOV-20D821KK	
MOV-20D911KK*	
MOV-20D102KK*	$\frac{8.2}{(.323)}$
MOV-20D112KK*	$\frac{8.7}{(.343)}$
MOV-20D122KK*	$\frac{9.2}{(.362)}$
MOV-20D152KK*	$\frac{11.4}{(.449)}$
MOV-20D182KK*	$\frac{13.0}{(.512)}$

\* Not available in Tape & Reel packaging.

## Typical Part Marking

Bourns Part Number	Bourns Part Marking
MOV-20D180K	20D180K
MOV-20D220K	20D220K
MOV-20D270K	20D270K
MOV-20D330K	20D330K
MOV-20D390K	20D390K
MOV-20D470K	20D470K
MOV-20D560K	20D560K
MOV-20D680K	20D680K
MOV-20D820K	20D820K
MOV-20D101K	20D101K
MOV-20D121K	20D121K
MOV-20D151K	20D151K
MOV-20D181K	20D181K
MOV-20D201K	20D201K
MOV-20D221K	20D221K
MOV-20D241K	20D241K
MOV-20D271K	20D271K
MOV-20D301K	20D301K
MOV-20D331K	20D331K
MOV-20D361K	20D361K
MOV-20D391K	20D391K
MOV-20D431K	20D431K
MOV-20D471K	20D471K
MOV-20D511K	20D511K
MOV-20D561K	20D561K
MOV-20D621K	20D621K
MOV-20D681K	20D681K
MOV-20D751K	20D751K
MOV-20D781K	20D781K
MOV-20D821K	20D821K
MOV-20D911K	20D911K
MOV-20D102K	20D102K
MOV-20D112K	20D112K
MOV-20D152K	20D152K
MOV-20D182K	20D182K

NOTE: The "5" marking on MOV products is for traceability of production assembly for quality assurance compliance.

Specifications are subject to change without notice.

Users should verify actual device performance in their specific applications.


The products described herein and this document are subject to specific legal disclaimers as set forth on the last page of this document, and at [www.bourns.com/docs/legal/disclaimer.pdf](http://www.bourns.com/docs/legal/disclaimer.pdf).

# MOV-20DxxxK Series - Metal Oxide Varistor

**BOURNS®**

## How to Order

**MOV - 20D nn (n) K (TR)**



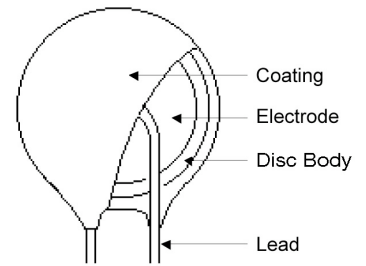
Examples: MOV-20D270KK = 27 V, Kinked Leads, Bulk Pack  
 MOV-20D331KTR = 330 V, Straight Leads, Tape & Reel

\* Models MOV-20D911K, 102K, 112K, 152K and 182K are not available in Tape & Reel packaging.

## Environmental Specifications

Moisture Sensitivity Level ..... 1  
 ESD Classification (HBM).....N/A

## Internal Construction



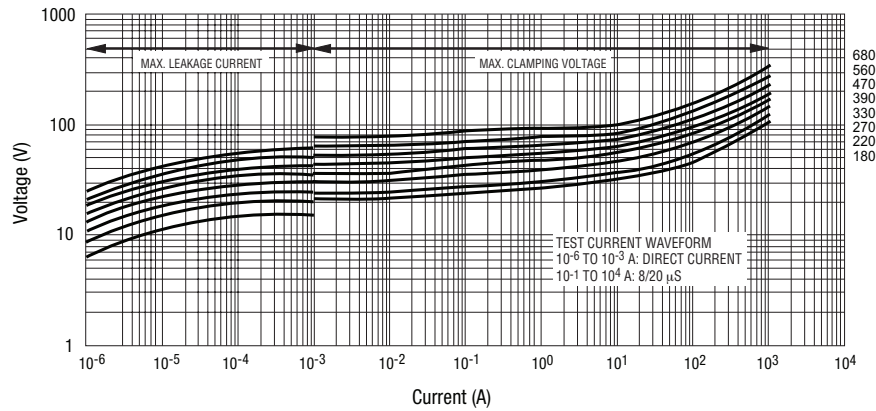
# MOV-20DxxxK Series - Metal Oxide Varistor



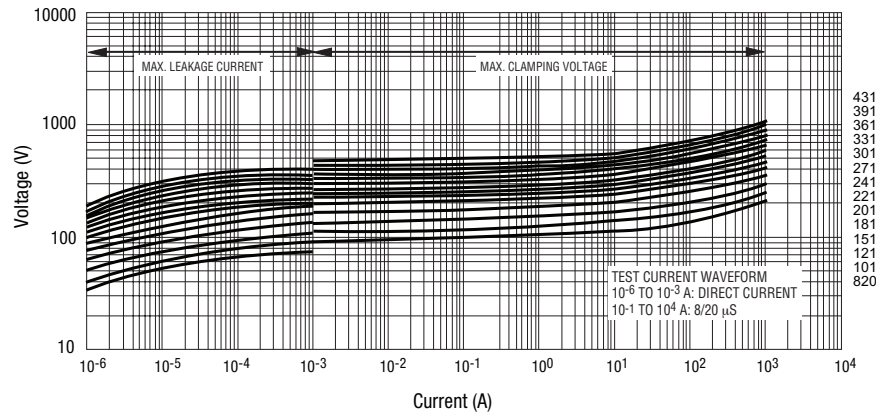
## Performance Graphs

### V-I Characteristics

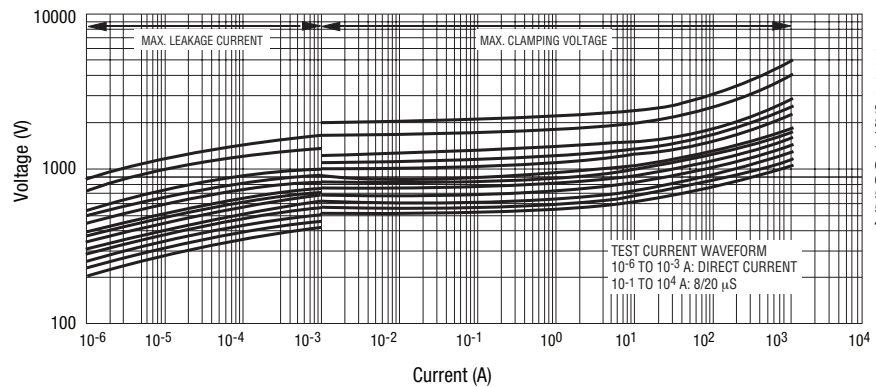
**MOV-20D180K to MOV-20D680K**



**MOV-20D820K to MOV-20D431K**



**MOV-20D471K to MOV-20D182K**



Specifications are subject to change without notice.

Users should verify actual device performance in their specific applications.

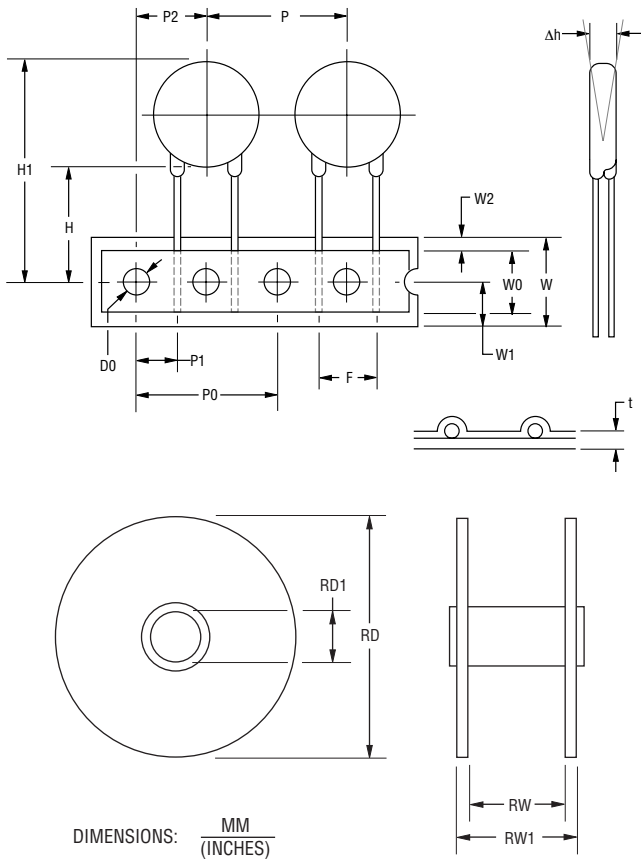
The products described herein and this document are subject to specific legal disclaimers as set forth on the last page of this document, and at [www.bourns.com/docs/legal/disclaimer.pdf](http://www.bourns.com/docs/legal/disclaimer.pdf).

# MOV-20DxxxK Series - Metal Oxide Varistor

**BOURNS®**

## Packaging Information

### TAPE & REEL - Straight Leads



Item	Symbol	20 mm Disc
Reel Outside Diameter	RD	$\frac{355}{(13.98)}$
Reel Inner Diameter	RD1	$\frac{30}{(1.181)}$
Tape Width	RW	$\frac{55}{(2.16)}$
Reel Width	RW1	$\frac{63}{(2.48)}$ max.
Pitch of Component	P	$\frac{25.4 \pm 1.0}{(1.00 \pm 0.04)}$
Feed Hole Pitch	P0	$\frac{12.7 \pm 0.2}{(0.50 \pm 0.008)}$
Feed Hole Center to Pitch	P1	$\frac{7.77 \pm 0.7}{(0.31 \pm 0.03)}$
Feed Hole Center to Component Center	P2	$\frac{12.7 \pm 0.7}{(0.50 \pm 0.03)}$
Lead to Lead Distance	F	$\frac{10.0 \pm 0.8}{(0.39 \pm 0.03)}$
Component Alignment	$\Delta h$	$\frac{4.0}{(0.16)}$ max.
Tape Width	W	$\frac{18.0 \pm 0.5}{(0.71 \pm 0.02)}$
Hole Down Tape Width	W0	$\frac{12.0 \pm 0.8}{(0.47 \pm 0.03)}$
Hole Position	W1	$\frac{9.0 \pm 0.5}{(0.35 \pm 0.02)}$
Hole Down Tape Position	W2	$\frac{3.0}{(0.12)}$ max.
Height From Center to Component Base	H	$\frac{19.0 \pm 1.0}{(0.75 \pm 0.04)}$
Component Height	H1	$\frac{47.0}{(1.85)}$ max.
Feed Hole Diameter	D0	$\frac{4.0 \pm 0.2}{(0.16 \pm 0.08)}$
Total Tape Thickness	t	$\frac{0.6 \pm 0.3}{(0.02 \pm 0.01)}$
Quantity per Reel	-	250

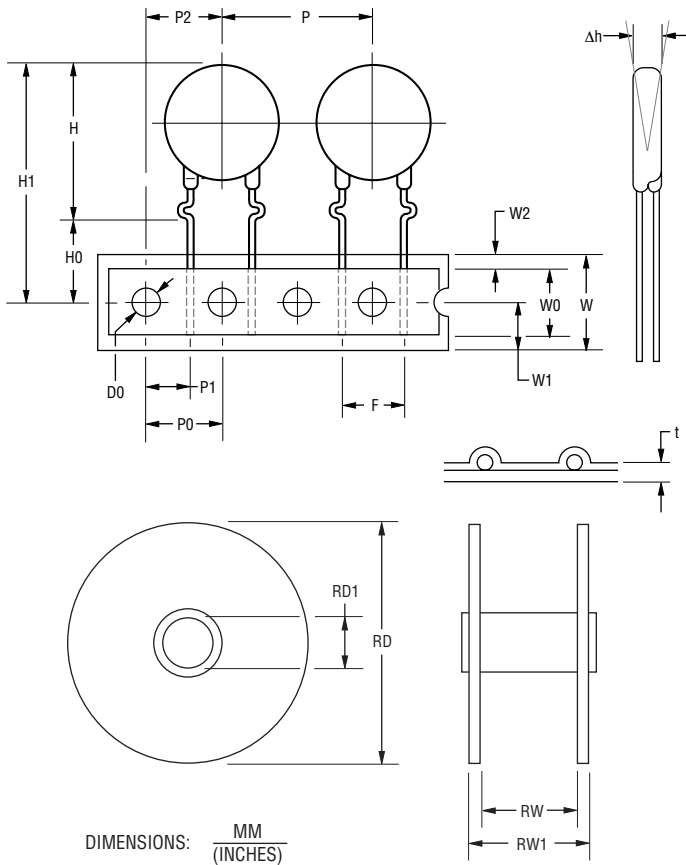
NOTE: Models MOV-20D911K, 102K, 112K, 152K and 182K are not available in Tape & Reel packaging.

# MOV-20DxxxK Series - Metal Oxide Varistor

# BOURNS®

## Packaging Information (Continued)

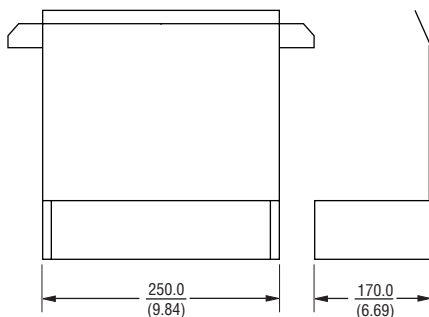
### TAPE & REEL - Kinked Leads



NOTE: Models MOV-20D911KK, 102KK, 112KK and 182KK are not available in Tape & Reel packaging.

Item	Symbol	20 mm Disc
Reel Outside Diameter	RD	$\frac{355}{(13.98)}$
Reel Inner Diameter	RD1	$\frac{30}{(1.181)}$
Tape Width	RW	$\frac{55}{(2.16)}$
Reel Width	RW1	$\frac{63}{(2.48)}$ max.
Pitch of Component	P	$\frac{25.4 \pm 1.0}{(1.00 \pm 0.04)}$
Feed Hole Pitch	P0	$\frac{12.7 \pm 0.2}{(0.50 \pm 0.008)}$
Feed Hole Center to Pitch	P1	$\frac{7.77 \pm 0.7}{(0.31 \pm 0.03)}$
Feed Hole Center to Component Center	P2	$\frac{12.7 \pm 0.7}{(0.50 \pm 0.03)}$
Lead to Lead Distance	F	$\frac{10.0 \pm 0.8}{(0.39 \pm 0.03)}$
Component Alignment	$\Delta h$	$\frac{4.0}{(0.157)}$ max.
Tape Width	W	$\frac{18.0 \pm 0.5}{(0.71 \pm 0.02)}$
Hole Down Tape Width	W0	$\frac{12.0 \pm 0.8}{(0.47 \pm 0.03)}$
Hole Position	W1	$\frac{9.0 \pm 0.5}{(0.35 \pm 0.02)}$
Hole Down Tape Position	W2	$\frac{3.0}{(0.12)}$ max.
Height From Component Top to Kinked Base (MOV-20D180KK~511KK)	H	$\frac{28.0}{(1.10)}$ max.
Height From Component Top to Kinked Base (MOV-20D561KK~821KK)	H	$\frac{30.0}{(1.18)}$ max.
Seating Plane Height	H0	$\frac{16.0 \pm 0.5}{(0.63 \pm 0.02)}$
Component Height	H1	$\frac{47.0}{(1.85)}$ max.
Feed Hole Diameter	D0	$\frac{4.0 \pm 0.2}{(0.16 \pm 0.08)}$
Total Tape Thickness	t	$\frac{0.6 \pm 0.3}{(0.02 \pm 0.01)}$
Quantity per Reel	-	250

### BULK



QUANTITY:  
 MOV-20D180K - 20D301K = 500 PCS. PER BOX  
 MOV-20D331K - 20D431K = 400 PCS. PER BOX  
 MOV-20D471K - 20D821K = 300 PCS. PER BOX  
 MOV-20D911K - 20D182K = 200 PCS. PER BOX

# BOURNS®

**Asia-Pacific:**  
 Tel: +886-2 2562-4117  
 Email: asiacus@bourns.com

**Europe:**  
 Tel: +36 88 885 877  
 Email: eurocus@bourns.com

**The Americas:**  
 Tel: +1-951 781-5500  
 Email: americus@bourns.com  
[www.bourns.com](http://www.bourns.com)

REV. 11/23

Specifications are subject to change without notice.  
 Users should verify actual device performance in their specific applications.  
 The products described herein and this document are subject to specific legal disclaimers as set forth on the last page of this document, and at [www.bourns.com/docs/legal/disclaimer.pdf](http://www.bourns.com/docs/legal/disclaimer.pdf).



