

Features

- 3.3 volt supply
- Compensated digital output (I²C)
- Ultra-low pressure sensing (250 Pa)
- Gauge and differential types
- For use in clean, dry air and non-corrosive gas environments
- RoHS compliant*

Applications

- Industrial:
- HVAC systems
 - Process monitoring
 - Packaging automation
- **Medical Devices (low/medium risk):
- Diagnostic equipment
 - Analysis equipment

BPS125 Series - 12 mm Digital Low Pressure Sensor

Electrical Characteristics

Supply Voltage (V _s)	3.0 V minimum, 3.3 V typical, 3.6 V maximum
Supply Current @ 3.3 V	1.2 mA minimum, 2 mA typical, 3.5 mA maximum

Additional Information

Click these links for more information:



Performance Characteristics

Operating Temperature.....	-40 °C to +85 °C (-40 °F to +185 °F)
Storage Temperature.....	-55 °C to +100 °C (-67 °C to +212 °F)
Pressure Range.....	250 to 500 Pa, 0.15 to 1.0 PSI (1 " H ₂ O to 2 " H ₂ O, 1.03 to 6.89 kPa)
Output.....	Digital I ² C (1)
Effective ADC Resolution	13 bit
Accuracy @ 25 °C.....	±0.25 % FS
Total Error Band over 0 °C to 60 °C (+32 °F to +140 °F).....	± 1.5 % FS
Long Term Stability.....	± 0.5 % FS
Startup Time	15 ms maximum
Digital Update Time	8.5 ms typical
Proof Pressure.....	5X full scale pressure
Burst Pressure.....	10 psi

(1) I²C address is set to (0x28). Alternative addresses are available. Consult the factory for custom options.

Product Characteristics

Media Compatibility	Non-corrosive dry gasses
Moisture Sensitivity Level2
ESD Classification (HBM).....	.2 kV
Marking.....	Partial model number, media compatibility, pressure type, pressure rating, lot code
Standard Packaging	250 pcs./13-inch reel
Weight	1.307 grams (0.046 oz)

Transfer Function Formula

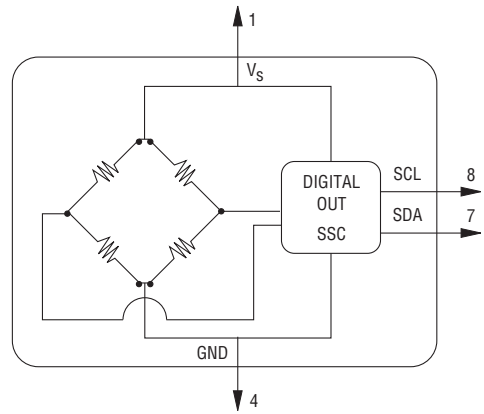
$$P_{psi} = (P_{max} - P_{min}) \cdot \left(\frac{P_{counts} - 0.1 \cdot Max}{0.8 \cdot Max} \right) + P_{min}$$

Where

- P_{psi} = Measured Pressure in PSI
- P_{counts} = Pressure Counts
- P_{min} = Minimum Pressure
- P_{max} = Maximum Pressure
- Max = 16384 = 14 Bits

Consult factory for custom options such as supply voltage, temperature calibration range, output range accuracy specification, and update rate.

Basic Circuit Schematic



Note: Power supply decoupling included.



WARNING Cancer and Reproductive Harm - www.P65Warnings.ca.gov

* RoHS3 Directive 2015/863 Amendments of Annex II on March 31, 2015
 ** Bourns® products have not been designed for and are not intended for use in "lifesaving," "life-critical" or "life-sustaining" applications nor any other applications where failure or malfunction of the Bourns® product may result in personal injury or death. See Legal Disclaimer Notice on the last page of this document, and at www.bourns.com/docs/legal/disclaimer.pdf.
 Specifications are subject to change without notice.
 Users should verify actual device performance in their specific applications.
 The products described herein and this document are subject to specific legal disclaimers as set forth on the last page of this document, and at www.bourns.com/docs/legal/disclaimer.pdf.

BPS125 Series - 12 mm Digital Low Pressure Sensor

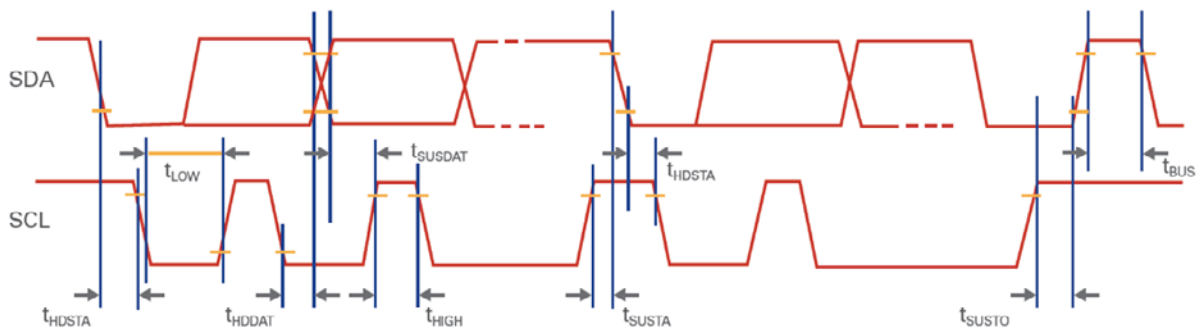


I²C Parameters

SCL Clock Frequency f_{SCL}	100 to 400 kHz
Start Condition Hold Time Relative to SCL Edge t_{HDSTA}	0.1 μ s
Minimum SCL Clock Low Width ¹ t_{LOW}	0.6 μ s
Minimum SCL Clock High Width ¹ t_{HIGH}	0.6 μ s
Start Condition Setup Time Relative to SCL Edge t_{SUSTA}	0.1 μ s
Data Hold Time on SDA Relative to SCL Edge t_{HDDAT}	0.0 μ s
Data Setup Time on SDA Relative to SCL Edge t_{SUDAT}	0.1 μ s
Stop Condition Setup Time on SCL t_{SUSTO}	0.1 μ s
Bus Free Time Between Stop Condition and Start Condition t_{BUS}	2 μ s

¹ Combined low and high widths must equal or exceed minimum SCLK period.


I²C Parameters



Used by permission, ZMDI

I²C Communication

Communication to the Model BPS125 is read only. To read the pressure counts, the master performs a read request by asserting a start condition, sending the 7-bit address of the part (0x28), and sets the read/write bit. The master then waits for an acknowledgement. The acknowledgement is sent by the pressure sensor along with 2 bits of status and bits 13:8 of the pressure counts, the master acknowledges the first 8 bits, and the pressure sensor sends the remaining 8 bits of data. The master then does not acknowledge and sends a stop condition, signaling the end of the transaction.



S Start Conditioning	# Device Slave Address	# Data Bit	Status Bits	
RW Read/Write Bit	A Acknowledge Bit	N No Acknowledge Bit	0 0	Normal Operation, Good Packet
ST Stop Condition	SB Status Bits		0 1	Device in Command Mode
			1 0	Stale Data
			1 1	Diagnostic Condition Exists

Specifications are subject to change without notice.

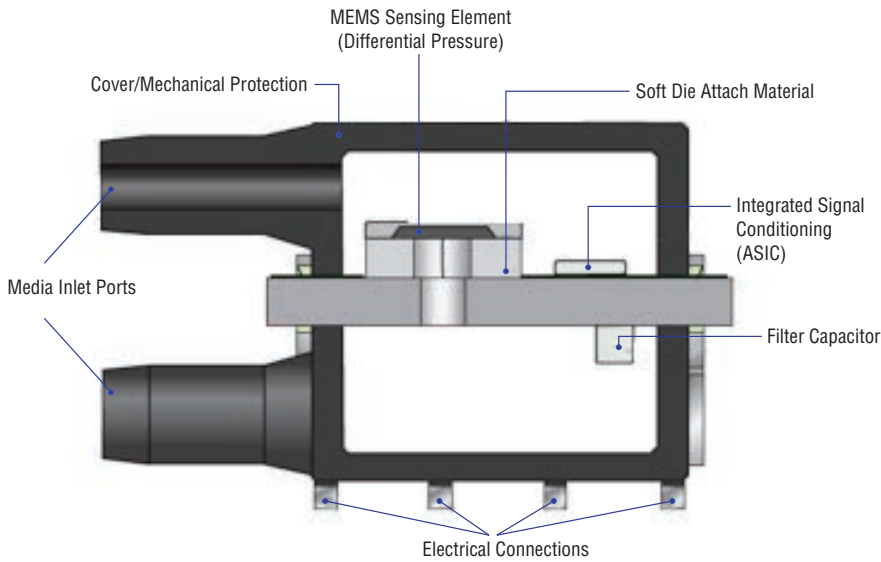
Users should verify actual device performance in their specific applications.

The products described herein and this document are subject to specific legal disclaimers as set forth on the last page of this document, and at www.bourns.com/docs/legal/disclaimer.pdf.

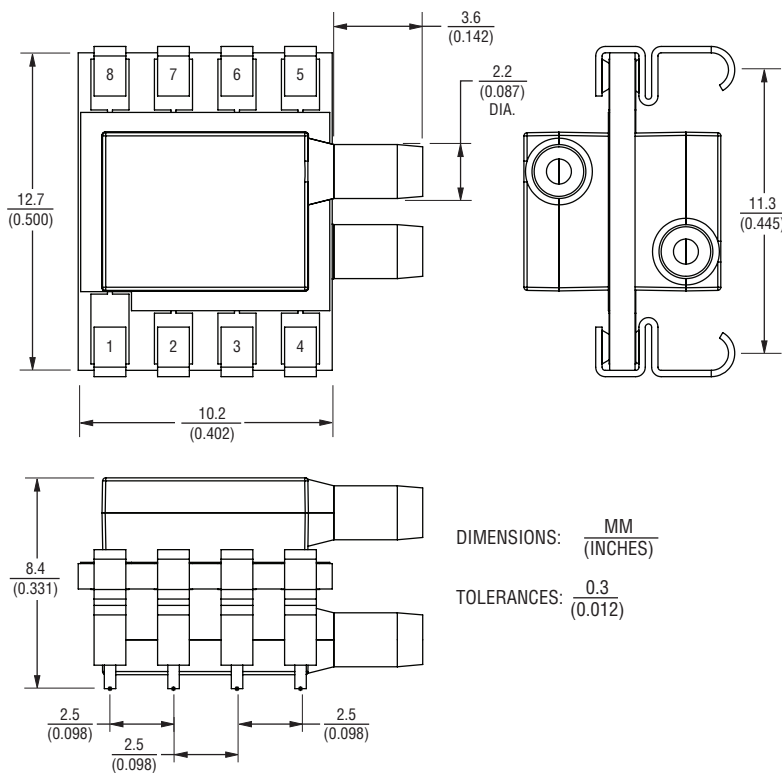
BPS125 Series - 12 mm Digital Low Pressure Sensor

BOURNS®

Cross Section



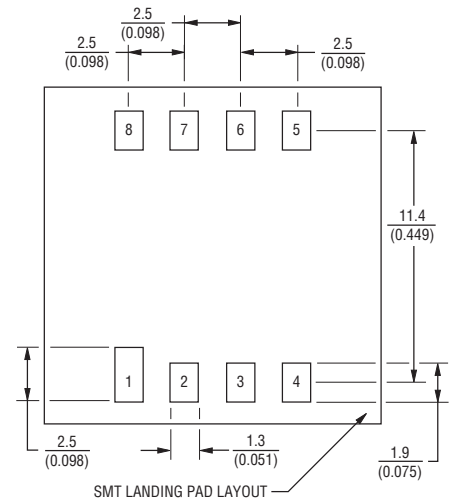
Product Dimensions



Terminal Assignment

DEVICE PINOUT	
P1	V _s
P2	N/C
P3	N/C
P4	VSS - Ground
P5	N/C
P6	N/C
P7	SDA - I ² C Data
P8	SCL - I ² C Clock

Recommended PCB Layout



Specifications are subject to change without notice.

Users should verify actual device performance in their specific applications.

The products described herein and this document are subject to specific legal disclaimers as set forth on the last page of this document, and at www.bourns.com/docs/legal/disclaimer.pdf.

BPS125 Series - 12 mm Digital Low Pressure Sensor

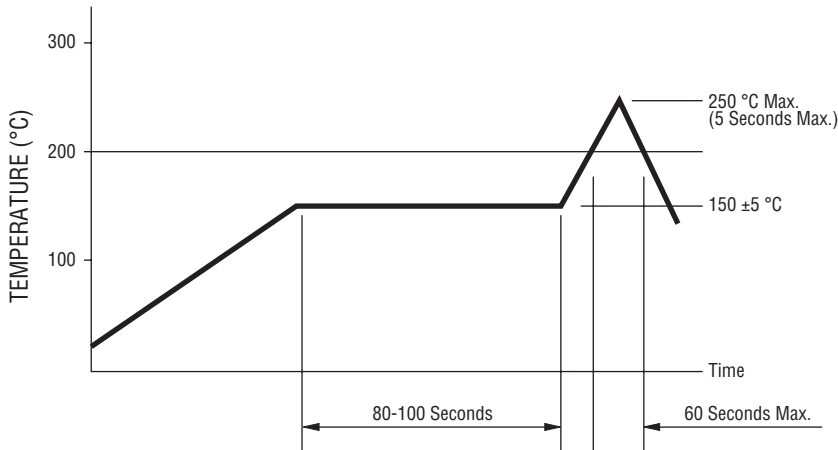
BOURNS®

How To Order

BPS125 - A D 0P07 - 2 D G

Model Series	_____	BPS125
Digital	_____	A
Media Compatibility	_____	D
A = Air/Gas	_____	0P07
Pressure Type	_____	- 2
G = Gauge	_____	D
D = Differential	_____	G
Pressure	_____	
0P04 = 250 Pa	_____	
0P07 = 500 Pa	_____	
0P15 = 0.15 PSI	_____	
0P30 = 0.30 PSI	_____	
01P0 = 1.0 PSI	_____	
Terminal Pins	_____	
2 = Surface Mount Terminals	_____	
Port Style	_____	
D = Dual Port, Horizontal	_____	
Packaging Designator	_____	
G = 250 pcs. per 13-inch Reel	_____	

Solder Profile



Processing Method: Reflow soldering with infrared heat or forced air convection (only once).

Notes:

1. No clean solder paste is recommended.
2. Aqueous wash is not recommended.
3. Use of water soluble soldering flux should be avoided due to possible corrosion.
4. Multiple passes through the soldering process is not recommended.
5. Other SMD processes and profiles should be verified by the customer.

Specifications are subject to change without notice.

Users should verify actual device performance in their specific applications.

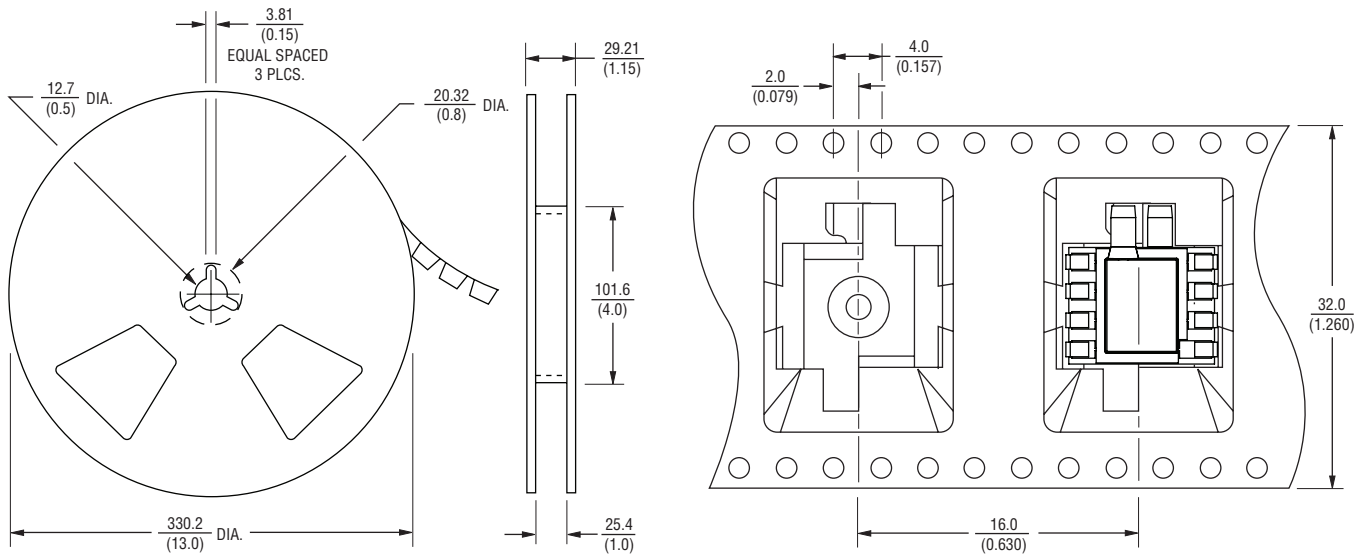
The products described herein and this document are subject to specific legal disclaimers as set forth on the last page of this document, and at www.bourns.com/docs/legal/disclaimer.pdf.

BPS125 Series - 12 mm Digital Low Pressure Sensor

BOURNS®

Packaging Specification

250 pieces per 13-inch reel.
Meets specifications of EIA-481-1 or EIA-481-2.



DIMENSIONS: $\frac{\text{MM}}{\text{(INCHES)}}$

TOLERANCES: $\frac{0.25}{(0.010)}$

BOURNS®

Asia-Pacific: Tel: +886-2 2562-4117 • Email: asiacus@bourns.com

EMEA: Tel: +36 88 885 877 • Email: eurocus@bourns.com

The Americas: Tel: +1-951 781-5500 • Email: americus@bourns.com

www.bourns.com

REV. 08/21

Specifications are subject to change without notice.

Users should verify actual device performance in their specific applications.

The products described herein and this document are subject to specific legal disclaimers as set forth on the last page of this document, and at www.bourns.com/docs/legal/disclaimer.pdf.

This legal disclaimer applies to purchasers and users of Bourns® products manufactured by or on behalf of Bourns, Inc. and its affiliates (collectively, "Bourns").

Unless otherwise expressly indicated in writing, Bourns® products and data sheets relating thereto are subject to change without notice. Users should check for and obtain the latest relevant information and verify that such information is current and complete before placing orders for Bourns® products.

The characteristics and parameters of a Bourns® product set forth in its data sheet are based on laboratory conditions, and statements regarding the suitability of products for certain "typical" applications are based on Bourns' knowledge of typical requirements in generic applications. Bourns assumes that "typical" applications include failsafe/backup features to address critical risks to users and are designed to allow rework of Bourns® product to avoid scrap of a device solely due to malfunctioning Bourns® product. The characteristics and parameters of a Bourns® product in a user application may vary from the data sheet characteristics and parameters due to (i) the combination of the Bourns® product with other components in the user's application, or (ii) the environment of the user application itself. The characteristics and parameters of a Bourns® product also can and do vary in different applications and actual performance may vary over time. Thus, users should always verify the actual performance of the Bourns® product in their specific devices and applications and make their own independent judgments regarding the suitability of Bourns® product and the amount of additional test margin to design into their device or application to compensate for differences between laboratory and real-world conditions.

Unless Bourns has explicitly designated an individual Bourns® product as meeting the requirements of a particular industry standard (e.g., IATF 16949) or a particular qualification (e.g., UL listed or recognized), Bourns is not responsible for any failure of an individual Bourns® product to meet the requirements of such industry standard or particular qualification even if such industry standard or qualification is a "state of art". Users of Bourns® products are responsible for ensuring compliance with safety-related requirements and standards applicable to their devices or applications.

Bourns® products are not recommended, authorized or intended for use in applications where failure or malfunction may result in personal injury, death, or severe property or environmental damage, such as without limitation nuclear, life-critical medical and certain automotive and aviation applications. Except as set forth in the bullet points below or unless expressly and specifically approved in writing on a case-by-case basis by an authorized Bourns' representative, use of any Bourns® products in such unauthorized high-risk applications is at the user's sole risk.

- Bourns considers implantable/invasive devices and devices/procedures designed as life-supporting or life-sustaining by the U.S. Food and Drug Administration or equivalent organizations outside of the United States as "life-critical" medical applications. Bourns expressly identifies those Bourns® standard products that are suitable for use in typical medical applications that are not life-critical in its publication entitled "Bourns Medical Grade Component Guide."
- Bourns expressly identifies those Bourns® standard products that are suitable for use in typical automotive applications associated with any Automate Safety Integrity Level (ASIL) in its publication entitled "Bourns Automotive Grade Component Guide." Bourns' designation of Bourns® product as compliant with the AEC-Q standard does not by itself mean that Bourns has approved such product for use in an automotive application.
- Bourns expressly identifies Bourns® standard products that are suitable for use in the typical aviation applications/systems requiring System Design Assurance Level (RTCA DO-254 DAL) of C, D or E in its publication entitled "Bourns Civilian Aerospace/Aviation Grade Component Guide." Bourns does not test its products for compliance with United States Federal Aviation Administration standards or any other generally equivalent governmental organization standard applicable to products designed or manufactured for use in aviation applications. Use of Bourns® standard components in aviation applications associated with RTCA DO-254 DAL A or B without proper approval noted above shall be at the user's sole risk.
- Bourns will review and authorize on a case-by-case basis the use of Bourns® standard products which are at least AEC-Q compliant in space-related civil applications (rockets, satellites) with a negotiated cross-waiver and indemnity agreement.

The use and level of testing applicable to Bourns® custom products shall be negotiated on a case-by-case basis by Bourns and the user for which such Bourns® custom products are specially designed. Absent a written agreement between Bourns and the user regarding the use and level of such testing, the above provisions applicable to Bourns® standard products shall also apply to such Bourns® custom products.

Use of Bourns® products or Bourns' technology in military/defense applications must be reviewed with Bourns for compliance with applicable export control laws and embargoes. Users shall not sell, transfer, export or re-export (which includes transfers within a country) any Bourns® products or technology or technical data for use in activities which involve the design, development, production, use or stockpiling of nuclear, chemical or biological weapons or missiles, nor shall they use Bourns® products or technology or technical data in any facility which engages in activities relating to such devices. Further, Bourns® products and Bourns' technology and technical data may not under any circumstance be exported or re-exported to countries subject to international sanctions or embargoes. Bourns® products and technology may not, without prior authorization from Bourns and/or the Government of a country where such product/technology is designed and/or manufactured, be resold, transferred, or re-exported (including within the same country) to any party not eligible to receive commodities, software, and technical data originating in such country.

To the maximum extent permitted by applicable law, Bourns disclaims (i) any and all liability for special, punitive, consequential, incidental or indirect damages or lost revenues or lost profits, and (ii) any and all implied warranties (those not based on parameters specified in Bourns' data sheets and/or specifications), including implied warranties of fitness for particular purpose, non-infringement and merchantability.

For your convenience, copies of this Legal Disclaimer Notice with German, Spanish, Japanese, Traditional Chinese and Simplified Chinese bilingual versions are available at:

Web Page: <https://www.bourns.com/legal/disclaimers-terms-and-policies>

PDF: <https://www.bourns.com/docs/Legal/disclaimer.pdf>