



## Features

- Radial leaded ceramic PTC resettable fuse
- Lead-free terminals
- Wide range of switching temperatures
- RoHS compliant\*

## Applications

Used for overload, overcurrent, overtemperature, or short circuit protection in:

- Transformers
- Control panels
- Battery chargers
- Home appliances
- Motors
- Power supplies

## CMF-RC Series - Overload CPTC Resettable Fuses

### Electrical Characteristics (for $V_{max}$ from 15 V to 80 V)

Model	Max. Voltage $V_{max}$	Rated Voltage $V_N$	Rated Resistance $R_N @ 25^\circ C$	Curie Temperature $T_C$	Hold Current $I_H$ @ 25 °C	Trip Current $I_T$ @ 25 °C	Max. Current $I_{max}$	Residual Current $I_r$	Min. Resistance $R_{min}$
	(V)	(V)	( $\Omega$ )	(°C)	(mA)	(mA)	(A)	(mA)	( $\Omega$ )
CMF-RC1X50/15	15	12	1	150	650	1250	2.5	150	0.55
CMF-RCR3X60/20	20	12	0.30	160	2100	4150	10	240	0.2
CMF-RCR45X60/20	20	12	0.45	160	1500	3050	8	170	0.3
CMF-RCR8X60/20	20	12	0.80	160	950	1900	5.5	120	0.5
CMF-RC1R2X60/20	20	12	1.2	160	700	1450	4.3	105	0.7
CMF-RC1R8X60/20	20	12	1.8	160	550	1100	3	85	1.1
CMF-RC4R6X60/20	20	12	4.6	160	300	600	1	65	2.7
CMF-RC13X60/20	20	12	13	160	150	300	0.7	40	7.8
CMF-RCR3X20/30	30	12/24	0.30	120	1800	3600	10	170	0.2
CMF-RCR45X20/30	30	12/24	0.45	120	1300	2600	8	115	0.3
CMF-RCR8X20/30	30	12/24	0.80	120	850	1700	5.5	80	0.5
CMF-RC1R2X20/30	30	12/24	1.2	120	600	1200	4.3	70	0.7
CMF-RC1R8X20/30	30	12/24	1.8	120	450	900	3	60	1.1
CMF-RC4R6X20/30	30	12/24	4.6	120	150	500	1	45	2.7
CMF-RC13X20/30	30	12/24	13	120	120	240	0.7	25	7.8
CMF-RC1X20/54	54	42	1	120	750	1300	8	50	0.7
CMF-RC1R8X20/54	54	42	1.8	120	430	770	6	40	1.2
CMF-RC2R7X20/54	54	42	2.7	120	320	560	5	30	1.8
CMF-RC4R2X20/54	54	42	4.2	120	230	410	4	20	2.9
CMF-RC10X20/54	54	42	10	120	140	240	2	15	6.8
CMF-RC1R2X30/80	80	63	1.2	130	1000	1500	10	60	0.8
CMF-RC1R65W80/80	80	63	1.65	80	340	700	10	35	1.1
CMF-RC1R65X20/80	80	63	1.65	120	700	1400	10	50	1.1
CMF-RC2X30/80	80	63	2	130	700	1100	8	50	1.5
CMF-RC2R3W80/80	80	63	2.3	80	245	500	8	25	1.5
CMF-RC2R3X20/80	80	63	2.3	120	450	900	8	40	1.5
CMF-RC3R3X30/80	80	63	3.3	130	450	690	5.5	30	2.2
CMF-RC3R7W80/80	80	63	3.7	80	170	350	5.5	20	2.4
CMF-RC3R7X20/80	80	63	3.7	120	320	640	5.5	30	2.4
CMF-RC4R9X30/80	80	63	4.9	130	320	500	4.3	25	3.2
CMF-RC5R6W80/80	80	60	5.6	80	130	265	4.3	15	3.7
CMF-RC5R6X20/80	80	63	5.6	120	250	500	4.3	25	3.7
CMF-RC8X30/80	80	63	8	130	250	380	3	20	5.2
CMF-RC9R4W80/80	80	63	9.4	80	90	190	3	11	6.2
CMF-RC9R4X20/80	80	63	9.4	120	150	300	3	20	6.2
CMF-RC20X30/80	80	63	20	130	150	240	1	18	13.2
CMF-RC25W80/80	80	63	25	80	50	110	1	8	16.5
CMF-RC25X20/80	80	63	25	120	85	170	1	16	16.5
CMF-RC55W80/80	80	63	55	80	30	60	0.7	5	36.3
CMF-RC55X20/80	80	63	55	120	50	100	0.7	12	36.3
CMF-RC62X30/80	80	63	62	130	85	130	0.7	15	40.9



**WARNING**  
Cancer and Reproductive Harm  
[www.P65Warnings.ca.gov](http://www.P65Warnings.ca.gov)

\*RoHS3 Directive 2015/863 Amendments of Annex II on Mar 31, 2015.  
Specifications are subject to change without notice. Users should verify actual device performance in their specific applications. The products described herein and this document are subject to specific legal disclaimers as set forth on the last page of this document, and at [www.bourns.com/docs/legal/disclaimer.pdf](http://www.bourns.com/docs/legal/disclaimer.pdf).

# CMF-RC Series – Overload CPTC Resettable Fuses

# BOURNS®

## Electrical Characteristics (for $V_{max}$ from 160 V to 1,000 V)

Model	Max. Voltage $V_{max}$	Rated Voltage $V_N$	Rated Resistance $R_N @ 25^\circ C$	Curie Temperature $T_C$	Hold Current $I_H @ 25^\circ C$	Trip Current $I_T @ 25^\circ C$	Max. Current $I_{max}$	Residual Current $I_r$	Min. Resistance $R_{min}$
	(V)	(V)	( $\Omega$ )	( $^\circ C$ )	(mA)	(mA)	(A)	(mA)	( $\Omega$ )
CMF-RC3R7X60/160	160	110	3.7	160	525	1050	7	24	2.2
CMF-RC6X60/160	160	110	6	160	400	800	4.1	18	3.6
CMF-RC10X60/160	160	110	10	160	250	500	2.2	16	6
CMF-RC15X60/160	160	110	15	160	180	360	1.5	13	7.8
CMF-RC25X60/160	160	110	25	160	125	250	1	11	13.1
CMF-RC70X60/160	160	110	70	160	70	140	0.4	8	36.7
CMF-RC150X60/160	160	110	150	160	35	70	0.2	6	78.7
CMF-RC3R5X30/265	265	230	3.5	130	650	980	7	20	2.3
CMF-RC3R7X20/265	265	230	3.7	120	460	920	7	20	2.4
CMF-RC5X30/265	265	230	5	130	450	680	4.1	15	3.3
CMF-RC6W80/265	265	230	6	80	170	350	4.1	10	3.6
CMF-RC6X20/265	265	230	6	120	330	660	4.1	15	3.8
CMF-RC9X30/265	265	230	9	130	330	500	2.2	13	5.9
CMF-RC10W80/265	265	230	10	80	110	230	2.2	8	6
CMF-RC10X20/265	265	230	10	120	200	400	2.2	13	6.4
CMF-RC13X30/265	265	230	13	130	200	320	1.5	10	8.6
CMF-RC15W80/265	265	230	15	80	90	180	1.5	6	7.8
CMF-RC15X20/265	265	230	15	120	140	280	1.5	10	9
CMF-RC25W80/265	265	230	25	80	60	130	1	5	13.1
CMF-RC25X20/265	265	230	25	120	100	200	1	9	15
CMF-RC25X30/265	265	230	25	130	140	230	1	9	16.5
CMF-RC35X20/265	265	230	35	120	80	160	1	9	21
CMF-RC45X20/265	265	230	45	120	70	140	1	9	27
CMF-RC50X30/265	265	230	50	130	100	150	0.4	6	33
CMF-RC55X20/265	265	230	55	120	60	125	1	9	31
CMF-RC65X20/265	265	230	65	120	55	110	1	9	36
CMF-RC70W80/265	265	230	70	80	30	70	0.4	4	36.7
CMF-RC70X20/265	265	230	70	120	55	110	0.4	6	29
CMF-RC120X20/265	265	230	120	120	35	70	0.4	5	67
CMF-RC150W80/265	265	230	150	80	15	40	0.2	3	78.7
CMF-RC150X20/265	265	230	150	120	30	60	0.2	5	84
CMF-RC160X30/265	265	230	160	130	55	90	0.2	5	106
CMF-RC25X20/420	420	380	25	120	123	245	2	4	13
CMF-RC50X20/420	420	380	50	120	87	173	2	3.5	26
CMF-RC70X20/420	420	380	70	120	64	127	1.4	3.5	45
CMF-RC80X20/420	420	380	80	120	69	137	2	3.5	42
CMF-RC120X20/420	420	380	120	120	56	112	2	3	63
CMF-RC150X20/420	420	380	150	120	50	100	2	3	68
CMF-RC600X20/420	420	380	600	120	21	39	0.2	3	340
CMF-RC500X15/550	550	500	500	115	28	55	1.4	2	230
CMF-RC500X20/550	550	500	500	120	24	48	1	2	320
CMF-RC1K1X15/550	550	500	1100	115	16	32	1	1.5	700
CMF-RC1K2X15/550	550	500	1200	115	15	30	0.1	3	675
CMF-RC1K5X15/550	550	500	1500	115	12	24	0.1	2	840
CMF-RC7K5X10/1K	1000	1000	7500	110	8	17	0.5	3	3380

Specifications are subject to change without notice.

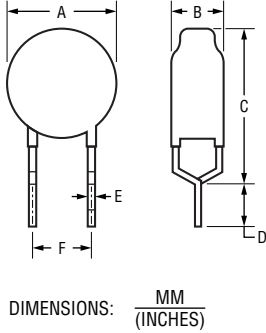
Users should verify actual device performance in their specific applications.

The products described herein and this document are subject to specific legal disclaimers as set forth on the last page of this document, and at [www.bourns.com/docs/legal/disclaimer.pdf](http://www.bourns.com/docs/legal/disclaimer.pdf).

# CMF-RC Series – Overload CPTC Resettable Fuses

**BOURNS®**

## Product Dimensions (for V<sub>max</sub> from 15 V to 54 V)



Model	A Max.	B Max.	C Max.	D Min.	E Dia. Nom.	F Nom.	Bulk Packing Quantity (pcs./bag)
CMF-RC1X50/15	$\frac{6.8}{(.268)}$	$\frac{5}{(.197)}$	$\frac{10.3}{(.406)}$	$\frac{25}{(.984)}$	$\frac{0.6}{(.024)}$	$\frac{5.0}{(.197)}$	480
CMF-RCR3X60/20	$\frac{22}{(.866)}$	$\frac{5}{(.197)}$	$\frac{25.5}{(1.004)}$	$\frac{25}{(.984)}$	$\frac{0.6}{(.024)}$	$\frac{5.0}{(.197)}$	50
CMF-RCR45X60/20	$\frac{17.5}{(.690)}$	$\frac{5}{(.197)}$	$\frac{21.0}{(.827)}$	$\frac{25}{(.984)}$	$\frac{0.6}{(.024)}$	$\frac{5.0}{(.197)}$	100
CMF-RCR8X60/20	$\frac{13.5}{(.531)}$	$\frac{5}{(.197)}$	$\frac{17.0}{(.669)}$	$\frac{25}{(.984)}$	$\frac{0.6}{(.024)}$	$\frac{5.0}{(.197)}$	100
CMF-RC1R2X60/20	$\frac{11}{(.433)}$	$\frac{5}{(.197)}$	$\frac{14.5}{(.571)}$	$\frac{25}{(.984)}$	$\frac{0.6}{(.024)}$	$\frac{5.0}{(.197)}$	200
CMF-RC1R8X60/20	$\frac{9}{(.354)}$	$\frac{5}{(.197)}$	$\frac{12.5}{(.492)}$	$\frac{25}{(.984)}$	$\frac{0.6}{(.024)}$	$\frac{5.0}{(.197)}$	200
CMF-RC4R6X60/20	$\frac{6.5}{(.256)}$	$\frac{5}{(.197)}$	$\frac{10.0}{(.394)}$	$\frac{25}{(.984)}$	$\frac{0.6}{(.024)}$	$\frac{5.0}{(.197)}$	350
CMF-RC13X60/20	$\frac{4}{(.157)}$	$\frac{3.5}{(.138)}$	$\frac{7.5}{(.295)}$	$\frac{25}{(.984)}$	$\frac{0.5}{(.020)}$	$\frac{5.0}{(.197)}$	400
CMF-RCR3X20/30	$\frac{22}{(.866)}$	$\frac{5}{(.197)}$	$\frac{25.5}{(1.004)}$	$\frac{35}{(1.378)}$	$\frac{0.6}{(.024)}$	$\frac{5.0}{(.197)}$	50
CMF-RCR45X20/30	$\frac{17.5}{(.690)}$	$\frac{5}{(.197)}$	$\frac{21.0}{(.827)}$	$\frac{25}{(.984)}$	$\frac{0.6}{(.024)}$	$\frac{5.0}{(.197)}$	100
CMF-RCR8X20/30	$\frac{13.5}{(.531)}$	$\frac{5}{(.197)}$	$\frac{17.0}{(.669)}$	$\frac{25}{(.984)}$	$\frac{0.6}{(.024)}$	$\frac{5.0}{(.197)}$	100
CMF-RC1R2X20/30	$\frac{11}{(.433)}$	$\frac{5}{(.197)}$	$\frac{14.5}{(.571)}$	$\frac{25}{(.984)}$	$\frac{0.6}{(.024)}$	$\frac{5.0}{(.197)}$	200
CMF-RC1R8X20/30	$\frac{9}{(.354)}$	$\frac{5}{(.197)}$	$\frac{12.5}{(.492)}$	$\frac{25}{(.984)}$	$\frac{0.6}{(.024)}$	$\frac{5.0}{(.197)}$	200
CMF-RC4R6X20/30	$\frac{6.5}{(.256)}$	$\frac{5}{(.197)}$	$\frac{10.0}{(.394)}$	$\frac{25}{(.984)}$	$\frac{0.6}{(.024)}$	$\frac{5.0}{(.197)}$	350
CMF-RC13X20/30	$\frac{4}{(.157)}$	$\frac{5}{(.197)}$	$\frac{7.5}{(.295)}$	$\frac{25}{(.984)}$	$\frac{0.5}{(.020)}$	$\frac{5.0}{(.197)}$	400
CMF-RC1X20/54	$\frac{17.5}{(.690)}$	$\frac{5}{(.197)}$	$\frac{21.0}{(.827)}$	$\frac{25}{(.984)}$	$\frac{0.6}{(.024)}$	$\frac{5.0}{(.197)}$	100
CMF-RC1R8X20/54	$\frac{13.5}{(.531)}$	$\frac{5}{(.197)}$	$\frac{17.0}{(.669)}$	$\frac{25}{(.984)}$	$\frac{0.6}{(.024)}$	$\frac{5.0}{(.197)}$	100
CMF-RC2R7X20/54	$\frac{11}{(.433)}$	$\frac{5}{(.197)}$	$\frac{14.5}{(.571)}$	$\frac{25}{(.984)}$	$\frac{0.6}{(.024)}$	$\frac{5.0}{(.197)}$	200
CMF-RC4R2X20/54	$\frac{9}{(.354)}$	$\frac{5}{(.197)}$	$\frac{12.5}{(.492)}$	$\frac{25}{(.984)}$	$\frac{0.6}{(.024)}$	$\frac{5.0}{(.197)}$	200
CMF-RC10X20/54	$\frac{6.5}{(.256)}$	$\frac{5}{(.197)}$	$\frac{10.0}{(.394)}$	$\frac{25}{(.984)}$	$\frac{0.6}{(.024)}$	$\frac{5.0}{(.197)}$	350

Specifications are subject to change without notice.

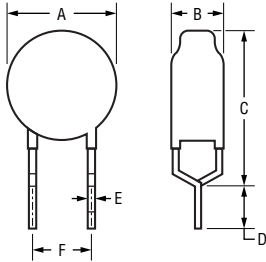
Users should verify actual device performance in their specific applications.

The products described herein and this document are subject to specific legal disclaimers as set forth on the last page of this document, and at [www.bourns.com/docs/legal/disclaimer.pdf](http://www.bourns.com/docs/legal/disclaimer.pdf).

# CMF-RC Series – Overload CPTC Resettable Fuses

**BOURNS®**

## Product Dimensions (for V<sub>max</sub> 80 V)



DIMENSIONS:  $\frac{\text{MM}}{\text{(INCHES)}}$

Model	A Max.	B Max.	C Max.	D Min.	E Dia. Nom.	F Nom.	Bulk Packing Quantity (pcs./bag)
CMF-RC1R2X30/80	$\frac{22}{(.866)}$	$\frac{5}{(.197)}$	$\frac{25.5}{(1.004)}$	$\frac{35}{(1.378)}$	$\frac{0.6}{(.024)}$	$\frac{5.0}{(.197)}$	50
CMF-RC1R65W80/80	$\frac{22}{(.866)}$	$\frac{5}{(.197)}$	$\frac{25.5}{(1.004)}$	$\frac{35}{(1.378)}$	$\frac{0.6}{(.024)}$	$\frac{5.0}{(.197)}$	50
CMF-RC1R65X20/80	$\frac{22}{(.866)}$	$\frac{5}{(.197)}$	$\frac{25.5}{(1.004)}$	$\frac{35}{(1.378)}$	$\frac{0.6}{(.024)}$	$\frac{5.0}{(.197)}$	50
CMF-RC2X30/80	$\frac{17.5}{(.689)}$	$\frac{5}{(.197)}$	$\frac{21.0}{(.827)}$	$\frac{35}{(1.378)}$	$\frac{0.6}{(.024)}$	$\frac{5.0}{(.197)}$	100
CMF-RC2R3W80/80	$\frac{17.5}{(.689)}$	$\frac{5}{(.197)}$	$\frac{21.0}{(.827)}$	$\frac{35}{(1.378)}$	$\frac{0.6}{(.024)}$	$\frac{5.0}{(.197)}$	100
CMF-RC2R3X20/80	$\frac{17.5}{(.689)}$	$\frac{5}{(.197)}$	$\frac{21.0}{(.827)}$	$\frac{35}{(1.378)}$	$\frac{0.6}{(.024)}$	$\frac{5.0}{(.197)}$	100
CMF-RC3R3X30/80	$\frac{13.5}{(.531)}$	$\frac{5}{(.197)}$	$\frac{17.0}{(.669)}$	$\frac{35}{(1.378)}$	$\frac{0.6}{(.024)}$	$\frac{5.0}{(.197)}$	100
CMF-RC3R7W80/80	$\frac{13.5}{(.531)}$	$\frac{5}{(.197)}$	$\frac{17.0}{(.669)}$	$\frac{35}{(1.378)}$	$\frac{0.6}{(.024)}$	$\frac{5.0}{(.197)}$	100
CMF-RC3R7X20/80	$\frac{13.5}{(.531)}$	$\frac{5}{(.197)}$	$\frac{17.0}{(.669)}$	$\frac{35}{(1.378)}$	$\frac{0.6}{(.024)}$	$\frac{5.0}{(.197)}$	100
CMF-RC4R9X30/80	$\frac{11}{(.433)}$	$\frac{5}{(.197)}$	$\frac{14.5}{(.571)}$	$\frac{35}{(1.378)}$	$\frac{0.6}{(.024)}$	$\frac{5.0}{(.197)}$	200
CMF-RC5R6W80/80	$\frac{11}{(.433)}$	$\frac{5}{(.197)}$	$\frac{14.5}{(.571)}$	$\frac{35}{(1.378)}$	$\frac{0.6}{(.024)}$	$\frac{5.0}{(.197)}$	200
CMF-RC5R6X20/80	$\frac{11}{(.433)}$	$\frac{5}{(.197)}$	$\frac{14.5}{(.571)}$	$\frac{35}{(1.378)}$	$\frac{0.6}{(.024)}$	$\frac{5.0}{(.197)}$	200
CMF-RC8X30/80	$\frac{9}{(.354)}$	$\frac{5}{(.197)}$	$\frac{12.5}{(.492)}$	$\frac{35}{(1.378)}$	$\frac{0.6}{(.024)}$	$\frac{5.0}{(.197)}$	200
CMF-RC9R4W80/80	$\frac{9}{(.354)}$	$\frac{5}{(.197)}$	$\frac{12.5}{(.492)}$	$\frac{35}{(1.378)}$	$\frac{0.6}{(.024)}$	$\frac{5.0}{(.197)}$	200
CMF-RC9R4X20/80	$\frac{9}{(.354)}$	$\frac{5}{(.197)}$	$\frac{12.5}{(.492)}$	$\frac{35}{(1.378)}$	$\frac{0.6}{(.024)}$	$\frac{5.0}{(.197)}$	200
CMF-RC20X30/80	$\frac{6.5}{(.256)}$	$\frac{5}{(.197)}$	$\frac{10.0}{(.394)}$	$\frac{35}{(1.378)}$	$\frac{0.6}{(.024)}$	$\frac{5.0}{(.197)}$	350
CMF-RC25W80/80	$\frac{6.5}{(.256)}$	$\frac{5}{(.197)}$	$\frac{10.0}{(.394)}$	$\frac{35}{(1.378)}$	$\frac{0.6}{(.024)}$	$\frac{5.0}{(.197)}$	350
CMF-RC25X20/80	$\frac{6.5}{(.256)}$	$\frac{5}{(.197)}$	$\frac{10.0}{(.394)}$	$\frac{35}{(1.378)}$	$\frac{0.6}{(.024)}$	$\frac{5.0}{(.197)}$	350
CMF-RC55W80/80	$\frac{4}{(.157)}$	$\frac{5}{(.197)}$	$\frac{7.5}{(.295)}$	$\frac{35}{(1.378)}$	$\frac{0.6}{(.024)}$	$\frac{5.0}{(.197)}$	400
CMF-RC55X20/80	$\frac{4}{(.157)}$	$\frac{5}{(.197)}$	$\frac{7.5}{(.295)}$	$\frac{35}{(1.378)}$	$\frac{0.6}{(.024)}$	$\frac{5.0}{(.197)}$	400
CMF-RC62X30/80	$\frac{4}{(.157)}$	$\frac{5}{(.197)}$	$\frac{7.5}{(.295)}$	$\frac{35}{(1.378)}$	$\frac{0.6}{(.024)}$	$\frac{5.0}{(.197)}$	400

Specifications are subject to change without notice.

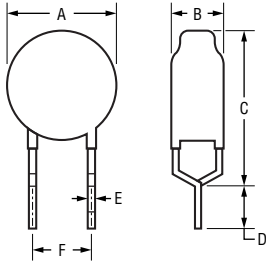
Users should verify actual device performance in their specific applications.

The products described herein and this document are subject to specific legal disclaimers as set forth on the last page of this document, and at [www.bourns.com/docs/legal/disclaimer.pdf](http://www.bourns.com/docs/legal/disclaimer.pdf).

# CMF-RC Series – Overload CPTC Resettable Fuses

**BOURNS®**

## Product Dimensions (for V<sub>max</sub> 160 V to 265 V)



DIMENSIONS:  $\frac{\text{MM}}{\text{(INCHES)}}$

Model	A Max.	B Max.	C Max.	D Min.	E Dia. Nom.	F Nom.	Bulk Packing Quantity (pcs./bag)
CMF-RC3R7X60/160	$\frac{22}{(.866)}$	$\frac{5}{(.197)}$	$\frac{25.5}{(1.004)}$	$\frac{35}{(1.378)}$	$\frac{0.6}{(.024)}$	$\frac{5.0}{(.197)}$	50
CMF-RC6X60/160	$\frac{17.5}{(.689)}$	$\frac{5}{(.197)}$	$\frac{21.0}{(.827)}$	$\frac{35}{(1.378)}$	$\frac{0.6}{(.024)}$	$\frac{5.0}{(.197)}$	100
CMF-RC10X60/160	$\frac{13.5}{(.531)}$	$\frac{5}{(.197)}$	$\frac{17.0}{(.669)}$	$\frac{35}{(1.378)}$	$\frac{0.6}{(.024)}$	$\frac{5.0}{(.197)}$	100
CMF-RC15X60/160	$\frac{11}{(.433)}$	$\frac{5}{(.197)}$	$\frac{14.5}{(.571)}$	$\frac{35}{(1.378)}$	$\frac{0.6}{(.024)}$	$\frac{5.0}{(.197)}$	200
CMF-RC25X60/160	$\frac{9}{(.354)}$	$\frac{5}{(.197)}$	$\frac{12.5}{(.492)}$	$\frac{35}{(1.378)}$	$\frac{0.6}{(.024)}$	$\frac{5.0}{(.197)}$	200
CMF-RC70X60/160	$\frac{6.5}{(.256)}$	$\frac{5}{(.197)}$	$\frac{10.0}{(.394)}$	$\frac{35}{(1.378)}$	$\frac{0.6}{(.024)}$	$\frac{5.0}{(.197)}$	350
CMF-RC150X60/160	$\frac{4}{(.157)}$	$\frac{5}{(.197)}$	$\frac{7.5}{(.295)}$	$\frac{35}{(1.378)}$	$\frac{0.6}{(.024)}$	$\frac{5.0}{(.197)}$	400
CMF-RC3R5X30/265	$\frac{22}{(.866)}$	$\frac{5}{(.197)}$	$\frac{25.5}{(1.004)}$	$\frac{35}{(1.378)}$	$\frac{0.6}{(.024)}$	$\frac{5.0}{(.197)}$	50
CMF-RC3R7X20/265	$\frac{22}{(.866)}$	$\frac{5}{(.197)}$	$\frac{25.5}{(1.004)}$	$\frac{35}{(1.378)}$	$\frac{0.6}{(.024)}$	$\frac{5.0}{(.197)}$	50
CMF-RC5X30/265	$\frac{17.5}{(.689)}$	$\frac{5}{(.197)}$	$\frac{21.0}{(.827)}$	$\frac{35}{(1.378)}$	$\frac{0.6}{(.024)}$	$\frac{5.0}{(.197)}$	100
CMF-RC6W80/265	$\frac{17.5}{(.689)}$	$\frac{5}{(.197)}$	$\frac{21.0}{(.827)}$	$\frac{35}{(1.378)}$	$\frac{0.6}{(.024)}$	$\frac{5.0}{(.197)}$	100
CMF-RC6X20/265	$\frac{17.5}{(.689)}$	$\frac{5}{(.197)}$	$\frac{21.0}{(.827)}$	$\frac{35}{(1.378)}$	$\frac{0.6}{(.024)}$	$\frac{5.0}{(.197)}$	100
CMF-RC9X30/265	$\frac{13.5}{(.531)}$	$\frac{5}{(.197)}$	$\frac{17.0}{(.669)}$	$\frac{35}{(1.378)}$	$\frac{0.6}{(.024)}$	$\frac{5.0}{(.197)}$	100
CMF-RC10W80/265	$\frac{13.5}{(.531)}$	$\frac{5}{(.197)}$	$\frac{17.0}{(.669)}$	$\frac{35}{(1.378)}$	$\frac{0.6}{(.024)}$	$\frac{5.0}{(.197)}$	100
CMF-RC10X20/265	$\frac{13.5}{(.531)}$	$\frac{5}{(.197)}$	$\frac{17.0}{(.669)}$	$\frac{35}{(1.378)}$	$\frac{0.6}{(.024)}$	$\frac{5.0}{(.197)}$	100
CMF-RC13X30/265	$\frac{11}{(.433)}$	$\frac{5}{(.197)}$	$\frac{14.5}{(.571)}$	$\frac{35}{(1.378)}$	$\frac{0.6}{(.024)}$	$\frac{5.0}{(.197)}$	200
CMF-RC15W80/265	$\frac{11}{(.433)}$	$\frac{5}{(.197)}$	$\frac{14.5}{(.571)}$	$\frac{35}{(1.378)}$	$\frac{0.6}{(.024)}$	$\frac{5.0}{(.197)}$	200
CMF-RC15X20/265	$\frac{11}{(.433)}$	$\frac{5}{(.197)}$	$\frac{14.5}{(.571)}$	$\frac{35}{(1.378)}$	$\frac{0.6}{(.024)}$	$\frac{5.0}{(.197)}$	200
CMF-RC25W80/265	$\frac{9}{(.354)}$	$\frac{5}{(.197)}$	$\frac{12.5}{(.492)}$	$\frac{35}{(1.378)}$	$\frac{0.6}{(.024)}$	$\frac{5.0}{(.197)}$	200
CMF-RC25X20/265	$\frac{9}{(.354)}$	$\frac{5}{(.197)}$	$\frac{12.5}{(.492)}$	$\frac{35}{(1.378)}$	$\frac{0.6}{(.024)}$	$\frac{5.0}{(.197)}$	200
CMF-RC25X30/265	$\frac{9}{(.354)}$	$\frac{5}{(.197)}$	$\frac{12.5}{(.492)}$	$\frac{35}{(1.378)}$	$\frac{0.6}{(.024)}$	$\frac{5.0}{(.197)}$	200
CMF-RC35X20/265	$\frac{22}{(.866)}$	$\frac{5}{(.197)}$	$\frac{25.5}{(1.004)}$	$\frac{35}{(1.378)}$	$\frac{0.6}{(.024)}$	$\frac{5.0}{(.197)}$	50
CMF-RC45X20/265	$\frac{17.5}{(.689)}$	$\frac{5}{(.197)}$	$\frac{21.0}{(.827)}$	$\frac{35}{(1.378)}$	$\frac{0.6}{(.024)}$	$\frac{5.0}{(.197)}$	100

Specifications are subject to change without notice.

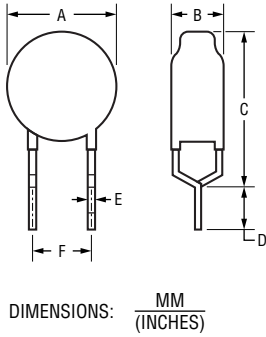
Users should verify actual device performance in their specific applications.

The products described herein and this document are subject to specific legal disclaimers as set forth on the last page of this document, and at [www.bourns.com/docs/legal/disclaimer.pdf](http://www.bourns.com/docs/legal/disclaimer.pdf).

# CMF-RC Series – Overload CPTC Resettable Fuses

**BOURNS®**

## Product Dimensions (for V<sub>max</sub> 265 V continued to 1 KV)



Model	A Max.	B Max.	C Max.	D Min.	E Dia. Nom.	F Nom.	Bulk Packing Quantity (pcs./bag)
CMF-RC50X30/265	$\frac{6.5}{(.256)}$	$\frac{5}{(.197)}$	$\frac{10.0}{(.394)}$	$\frac{35}{(1.378)}$	$\frac{0.6}{(.024)}$	$\frac{5.0}{(.197)}$	350
CMF-RC55X20/265	$\frac{9}{(.354)}$	$\frac{5}{(.197)}$	$\frac{12.5}{(.492)}$	$\frac{35}{(1.378)}$	$\frac{0.6}{(.024)}$	$\frac{5.0}{(.197)}$	200
CMF-RC65X20/265	$\frac{9}{(.354)}$	$\frac{5}{(.197)}$	$\frac{12.5}{(.492)}$	$\frac{35}{(1.378)}$	$\frac{0.6}{(.024)}$	$\frac{5.0}{(.197)}$	200
CMF-RC70W80/265	$\frac{6.5}{(.256)}$	$\frac{5}{(.197)}$	$\frac{10.0}{(.394)}$	$\frac{35}{(1.378)}$	$\frac{0.6}{(.024)}$	$\frac{5.0}{(.197)}$	350
CMF-RC70X20/265	$\frac{6.5}{(.256)}$	$\frac{5}{(.197)}$	$\frac{10.0}{(.394)}$	$\frac{35}{(1.378)}$	$\frac{0.6}{(.024)}$	$\frac{5.0}{(.197)}$	350
CMF-RC120X20/265	$\frac{6.5}{(.256)}$	$\frac{5}{(.197)}$	$\frac{10.0}{(.394)}$	$\frac{35}{(1.378)}$	$\frac{0.6}{(.024)}$	$\frac{5.0}{(.197)}$	350
CMF-RC150W80/265	$\frac{4}{(.157)}$	$\frac{5}{(.197)}$	$\frac{7.5}{(.295)}$	$\frac{35}{(1.378)}$	$\frac{0.6}{(.024)}$	$\frac{5.0}{(.197)}$	400
CMF-RC150X20/265	$\frac{4}{(.157)}$	$\frac{5}{(.197)}$	$\frac{7.5}{(.295)}$	$\frac{35}{(1.378)}$	$\frac{0.6}{(.024)}$	$\frac{5.0}{(.197)}$	400
CMF-RC160X30/265	$\frac{4}{(.157)}$	$\frac{5}{(.197)}$	$\frac{7.5}{(.295)}$	$\frac{35}{(1.378)}$	$\frac{0.6}{(.024)}$	$\frac{5.0}{(.197)}$	400
CMF-RC25X20/420	$\frac{12.5}{(.492)}$	$\frac{5}{(.197)}$	$\frac{16.0}{(.630)}$	$\frac{35}{(1.378)}$	$\frac{0.6}{(.024)}$	$\frac{5.0}{(.197)}$	200
CMF-RC50X20/420	$\frac{12.5}{(.492)}$	$\frac{5}{(.197)}$	$\frac{16.0}{(.630)}$	$\frac{35}{(1.378)}$	$\frac{0.6}{(.024)}$	$\frac{5.0}{(.197)}$	200
CMF-RC70X20/420	$\frac{8.5}{(.335)}$	$\frac{5}{(.197)}$	$\frac{12.0}{(.472)}$	$\frac{35}{(1.378)}$	$\frac{0.6}{(.024)}$	$\frac{5.0}{(.197)}$	200
CMF-RC80X20/420	$\frac{12.5}{(.492)}$	$\frac{5}{(.197)}$	$\frac{16.0}{(.630)}$	$\frac{35}{(1.378)}$	$\frac{0.6}{(.024)}$	$\frac{5.0}{(.197)}$	200
CMF-RC120X20/420	$\frac{12.5}{(.492)}$	$\frac{5}{(.197)}$	$\frac{16.0}{(.630)}$	$\frac{35}{(1.378)}$	$\frac{0.6}{(.024)}$	$\frac{5.0}{(.197)}$	200
CMF-RC150X20/420	$\frac{12.5}{(.492)}$	$\frac{5}{(.197)}$	$\frac{16.0}{(.630)}$	$\frac{35}{(1.378)}$	$\frac{0.6}{(.024)}$	$\frac{5.0}{(.197)}$	200
CMF-RC600X20/420	$\frac{6.5}{(.256)}$	$\frac{5}{(.197)}$	$\frac{10.0}{(.394)}$	$\frac{35}{(1.378)}$	$\frac{0.6}{(.024)}$	$\frac{5.0}{(.197)}$	350
CMF-RC500X15/550	$\frac{12.5}{(.492)}$	$\frac{5}{(.197)}$	$\frac{16.0}{(.630)}$	$\frac{35}{(1.378)}$	$\frac{0.6}{(.024)}$	$\frac{5.0}{(.197)}$	200
CMF-RC500X20/550	$\frac{8.5}{(.335)}$	$\frac{5}{(.197)}$	$\frac{12.0}{(.472)}$	$\frac{35}{(1.378)}$	$\frac{0.6}{(.024)}$	$\frac{5.0}{(.197)}$	200
CMF-RC1K1X15/550	$\frac{8.5}{(.335)}$	$\frac{5}{(.197)}$	$\frac{12.0}{(.472)}$	$\frac{35}{(1.378)}$	$\frac{0.6}{(.024)}$	$\frac{5.0}{(.197)}$	200
CMF-RC1K2X15/550	$\frac{6.5}{(.256)}$	$\frac{5}{(.197)}$	$\frac{10.0}{(.394)}$	$\frac{35}{(1.378)}$	$\frac{0.6}{(.024)}$	$\frac{5.0}{(.197)}$	350
CMF-RC1K5X15/550	$\frac{6.5}{(.256)}$	$\frac{5}{(.197)}$	$\frac{10.0}{(.394)}$	$\frac{35}{(1.378)}$	$\frac{0.6}{(.024)}$	$\frac{5.0}{(.197)}$	350
CMF-RC7K5X10/1K	$\frac{12.5}{(.492)}$	$\frac{5}{(.197)}$	$\frac{16.0}{(.630)}$	$\frac{35}{(1.378)}$	$\frac{0.6}{(.024)}$	$\frac{5.0}{(.197)}$	200

Specifications are subject to change without notice.

Users should verify actual device performance in their specific applications.

The products described herein and this document are subject to specific legal disclaimers as set forth on the last page of this document, and at [www.bourns.com/docs/legal/disclaimer.pdf](http://www.bourns.com/docs/legal/disclaimer.pdf).

## Test Procedures and Requirements

Test	Test Condition and Method	Standard	Requirement	
Tensile Strength of Lead Wire Terminal	Apply axial stress on the terminal lead of part gradually until 4.9 N and last for 10 s	IEC 60738-1	No visible damage   (R2-R1) / R1   ≤20 % R1: resistance before test R2: resistance after test	
Solderability	Solder bath temperature 235 ±3 °C, immersion time 2 ± 0.5 s	IEC 60738-1	At least 95 % of terminal electrode is covered by solder	
Resistance to Soldering Heat	Solder bath temperature 350 ±3 °C, immersion time 33.5 ± 0.5 s	IEC 60738-1	(R2-R1) / R1   ≤20 % R1: resistance before test R2: resistance after test	
Vibration	Frequency increase range: 10~55 Hz in 1 minute Amplitude: 0.75 mm Direction: X/Y mutually perpendicular directions Duration: 45 minutes	IEC 60738-1	No visible damage   (R2-R1) / R1   ≤20 % R1: resistance before test R2: resistance after test	
Shock	Acceleration: 100 m/s Pulse time: 11 ms Direction: X/Y mutually perpendicular directions Frequency: 60~80 times per minute Collision: 1000 times	IEC 60738-1	No visible damage   (R2-R1) / R1   ≤20 % R1: resistance before test R2: resistance after test	
Rapid Change of Temperature	The thermal shock conditions shown below shall be repeated 5 cycles		No visible damage   (R2-R1) / R1   ≤20 % R1: resistance before test R2: resistance after test	
	<b>Step</b>	<b>Temperature (°C)</b>		<b>Period (minutes)</b>
	1	-40 ±5		30 ±3
	2	Room temperature		2
	3	85 ±5		30 ±3
4	Room temperature	2		
Damp Heat, Steady State	40 ±2 °C, 90~95 %RH, 48 hrs	IEC 60738-1	(R2-R1) / R1   ≤20 % R1: resistance before test R2: resistance after test	
High Temperature	Put sample under 60 °C for 2 hours, Measure the value of its resistance	IEC 60738-1	No visible damage   (R2-R1) / R1   ≤20 % R1: resistance before test R2: resistance after test	
Low Temperature	Put sample under 0 °C for 2 hours, Measure the value of its resistance	IEC 60738-1	R1: resistance before test R2: resistance after test	
Endurance at Maximum Voltage	25 ±5 °C, V <sub>N</sub> , I <sub>t</sub> ≤ I ≤ I <sub>max</sub> 1 minute on and 5 minutes off x 100 cycles	IEC 60738-1	No visible damage   (R2-R1) / R1   ≤20 % R1: resistance before test R2: resistance after test	

Specifications are subject to change without notice.

Users should verify actual device performance in their specific applications.

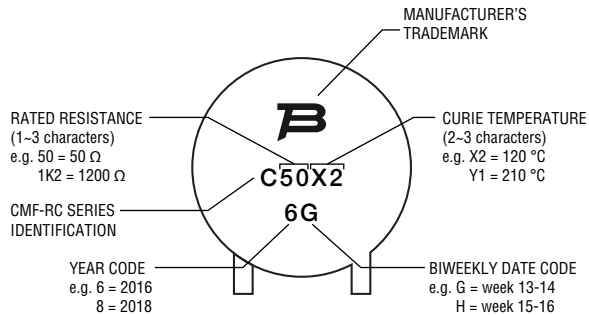
The products described herein and this document are subject to specific legal disclaimers as set forth on the last page of this document, and at [www.bourns.com/docs/legal/disclaimer.pdf](http://www.bourns.com/docs/legal/disclaimer.pdf).

# CMF-RC Series – Overload CPTC Resettable Fuses



## Typical Part Marking

Represents total content. Layout may vary.



## Packaging

CMF-RC models are packaged according to their corresponding bulk package quantity in the Product Dimension tables. Ammo pack packaging is available upon request.

## Environmental Characteristics

Moisture Sensitivity Level..... 1  
ESD Classification (HBM)..... Class 6

## How To Order

**CMF - RC 5R6 X60 / 265 - 0**

Model Series _____	_____	_____	_____	_____	_____
Ceramic PTC Product Designator					
Style _____	_____	_____	_____	_____	_____
RC = Radial Leaded Overload CPTC Resettable Fuse					
Rated Resistance (see Electrical Characteristics tables) _____	_____	_____	_____	_____	_____
R5 = 0.5 Ω					
5R6 = 5.6 Ω					
200 = 200 Ω					
2K5 = 2500 Ω					
Curie Temperature (see Electrical Characteristics tables) _____	_____	_____	_____	_____	_____
W80 = 80 °C					
X60 = 160 °C					
Maximum Voltage (see Electrical Characteristics tables) _____	_____	_____	_____	_____	_____
20 = 20 V					
265 = 265 V					
1K = 1000 V					
Packaging Designator _____	_____	_____	_____	_____	_____
-0 = Bulk packing					

Alternative resistance tolerances and lead lengths available upon request.



**Asia-Pacific:** Tel: +886-2 2562-4117 • Email: [asiacus@bourns.com](mailto:asiacus@bourns.com)

**EMEA:** Tel: +36 88 885 877 • Email: [eurocus@bourns.com](mailto:eurocus@bourns.com)

**The Americas:** Tel: +1-951 781-5500 • Email: [americus@bourns.com](mailto:americus@bourns.com)

[www.bourns.com](http://www.bourns.com)

REV. 03/20

Specifications are subject to change without notice.

Users should verify actual device performance in their specific applications.

The products described herein and this document are subject to specific legal disclaimers as set forth on the last page of this document, and at [www.bourns.com/docs/legal/disclaimer.pdf](http://www.bourns.com/docs/legal/disclaimer.pdf).



This legal disclaimer applies to purchasers and users of Bourns® products manufactured by or on behalf of Bourns, Inc. and its affiliates (collectively, “Bourns”).

Unless otherwise expressly indicated in writing, Bourns® products and data sheets relating thereto are subject to change without notice. Users should check for and obtain the latest relevant information and verify that such information is current and complete before placing orders for Bourns® products.

The characteristics and parameters of a Bourns® product set forth in its data sheet are based on laboratory conditions, and statements regarding the suitability of products for certain types of applications are based on Bourns’ knowledge of typical requirements in generic applications. The characteristics and parameters of a Bourns® product in a user application may vary from the data sheet characteristics and parameters due to (i) the combination of the Bourns® product with other components in the user’s application, or (ii) the environment of the user application itself. The characteristics and parameters of a Bourns® product also can and do vary in different applications and actual performance may vary over time. Users should always verify the actual performance of the Bourns® product in their specific devices and applications, and make their own independent judgments regarding the amount of additional test margin to design into their device or application to compensate for differences between laboratory and real world conditions.

Unless Bourns has explicitly designated an individual Bourns® product as meeting the requirements of a particular industry standard (e.g., ISO/TS 16949) or a particular qualification (e.g., UL listed or recognized), Bourns is not responsible for any failure of an individual Bourns® product to meet the requirements of such industry standard or particular qualification. Users of Bourns® products are responsible for ensuring compliance with safety-related requirements and standards applicable to their devices or applications.

Bourns® products are not recommended, authorized or intended for use in nuclear, lifesaving, life-critical or life-sustaining applications, nor in any other applications where failure or malfunction may result in personal injury, death, or severe property or environmental damage. Unless expressly and specifically approved in writing by two authorized Bourns representatives on a case-by-case basis, use of any Bourns® products in such unauthorized applications might not be safe and thus is at the user’s sole risk. Life-critical applications include devices identified by the U.S. Food and Drug Administration as Class III devices and generally equivalent classifications outside of the United States.

Bourns expressly identifies those Bourns® standard products that are suitable for use in automotive applications on such products’ data sheets in the section entitled “Applications.” Unless expressly and specifically approved in writing by two authorized Bourns representatives on a case-by-case basis, use of any other Bourns® standard products in an automotive application might not be safe and thus is not recommended, authorized or intended and is at the user’s sole risk. If Bourns expressly identifies a sub-category of automotive application in the data sheet for its standard products (such as infotainment or lighting), such identification means that Bourns has reviewed its standard product and has determined that if such Bourns® standard product is considered for potential use in automotive applications, it should only be used in such sub-category of automotive applications. Any reference to Bourns® standard product in the data sheet as compliant with the AEC-Q standard or “automotive grade” does not by itself mean that Bourns has approved such product for use in an automotive application.

Bourns® standard products are not tested to comply with United States Federal Aviation Administration standards generally or any other generally equivalent governmental organization standard applicable to products designed or manufactured for use in aircraft or space applications. Bourns expressly identifies Bourns® standard products that are suitable for use in aircraft or space applications on such products’ data sheets in the section entitled “Applications.” Unless expressly and specifically approved in writing by two authorized Bourns representatives on a case-by-case basis, use of any other Bourns® standard product in an aircraft or space application might not be safe and thus is not recommended, authorized or intended and is at the user’s sole risk.

The use and level of testing applicable to Bourns® custom products shall be negotiated on a case-by-case basis by Bourns and the user for which such Bourns® custom products are specially designed. Absent a written agreement between Bourns and the user regarding the use and level of such testing, the above provisions applicable to Bourns® standard products shall also apply to such Bourns® custom products.

Users shall not sell, transfer, export or re-export any Bourns® products or technology for use in activities which involve the design, development, production, use or stockpiling of nuclear, chemical or biological weapons or missiles, nor shall they use Bourns® products or technology in any facility which engages in activities relating to such devices. The foregoing restrictions apply to all uses and applications that violate national or international prohibitions, including embargos or international regulations. Further, Bourns® products and Bourns technology and technical data may not under any circumstance be exported or re-exported to countries subject to international sanctions or embargoes. Bourns® products may not, without prior authorization from Bourns and/or the U.S. Government, be resold, transferred, or re-exported to any party not eligible to receive U.S. commodities, software, and technical data.

To the maximum extent permitted by applicable law, Bourns disclaims (i) any and all liability for special, punitive, consequential, incidental or indirect damages or lost revenues or lost profits, and (ii) any and all implied warranties, including implied warranties of fitness for particular purpose, non-infringement and merchantability.

*For your convenience, copies of this Legal Disclaimer Notice with German, Spanish, Japanese, Traditional Chinese and Simplified Chinese bilingual versions are available at:*

*Web Page:* <http://www.bourns.com/legal/disclaimers-terms-and-policies>

*PDF:* <http://www.bourns.com/docs/Legal/disclaimer.pdf>