

## Features

- Thick film technology
- Power rating up to 2 watts at 70 °C
- High power surge withstanding
- Sulfur-resistant design (ASTM B-809)
- RoHS compliant\* and halogen free\*\*
- AEC-Q200 compliant

## Additional Information

Click these links for more information:



# CRS-A Series High Power Anti-Surge Resistor

## Electrical Characteristics

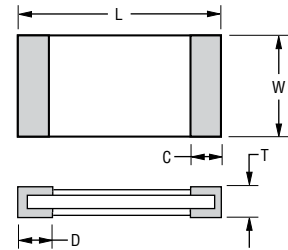
Characteristic	Model					
	CRS0603A	CRS0805A	CRS1206A	CRS1210A	CRS2010A	CRS2512A
Power Rating @ 70 °C	0.125 W	0.25 W	0.5 W	0.5 W	1 W	2 W
Operating Temperature Range	-55 °C to +155 °C					
Derated to Zero Load at	+155 °C					
Maximum Working Voltage	50 V	150 V	200 V	200 V	200 V	300 V
Maximum Overload Voltage	100 V	300 V	400 V	400 V	400 V	600 V
Resistance Tolerance	±1 %, ±5 %					
Temperature Coefficient						
1 ohm to 9.76 ohms (±1 %, E24 & E96 Series)	±200 PPM/°C	±150 PPM/°C*			±100 PPM/°C	
10 ohms to 1 megohm (±1 %, E24 & E96 Series)	±100 PPM/°C	±100 PPM/°C			±100 PPM/°C	
1 ohm to 1 megohm (±5 %, E24 Series)	±200 PPM/°C	±200 PPM/°C			±200 PPM/°C	

\* TCR code assigned as "X"; see How to Order.

For Standard Values Used in Capacitors, Inductors and Resistors, [click here](#).

## Product Dimensions

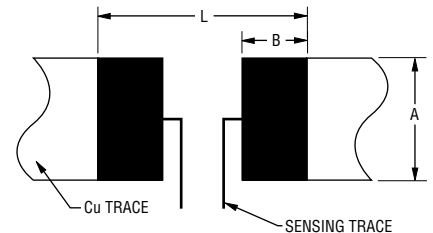
Model	L	W	C	D	T
CRS0603A	$\frac{1.60 \pm 0.10}{(0.063 \pm 0.004)}$	$\frac{0.80 \pm 0.10}{(0.031 \pm 0.004)}$	$\frac{0.30 \pm 0.20}{(0.012 \pm 0.008)}$	$\frac{0.30 \pm 0.20}{(0.012 \pm 0.008)}$	$\frac{0.45 \pm 0.10}{(0.018 \pm 0.004)}$
CRS0805A	$\frac{2.00 \pm 0.10}{(0.079 \pm 0.004)}$	$\frac{1.25 \pm 0.10}{(0.049 \pm 0.004)}$	$\frac{0.40 \pm 0.20}{(0.016 \pm 0.008)}$	$\frac{0.40 \pm 0.20}{(0.016 \pm 0.008)}$	$\frac{0.50 \pm 0.10}{(0.020 \pm 0.004)}$
CRS1206A	$\frac{3.10 \pm 0.10}{(0.122 \pm 0.004)}$	$\frac{1.60 \pm 0.10}{(0.063 \pm 0.004)}$	$\frac{0.50 \pm 0.25}{(0.020 \pm 0.010)}$	$\frac{0.50 \pm 0.25}{(0.020 \pm 0.010)}$	$\frac{0.55 \pm 0.10}{(0.022 \pm 0.004)}$
CRS1210A	$\frac{3.10 \pm 0.10}{(0.122 \pm 0.004)}$	$\frac{2.60 \pm 0.10}{(0.102 \pm 0.004)}$	$\frac{0.50 \pm 0.25}{(0.020 \pm 0.010)}$	$\frac{0.50 \pm 0.25}{(0.020 \pm 0.010)}$	$\frac{0.55 \pm 0.10}{(0.022 \pm 0.004)}$
CRS2010A	$\frac{5.00 \pm 0.20}{(0.197 \pm 0.008)}$	$\frac{2.50 \pm 0.20}{(0.098 \pm 0.008)}$	$\frac{0.65 \pm 0.25}{(0.026 \pm 0.010)}$	$\frac{0.60 \pm 0.25}{(0.024 \pm 0.010)}$	$\frac{0.60 \pm 0.10}{(0.024 \pm 0.004)}$
CRS2512A	$\frac{6.40 \pm 0.20}{(0.252 \pm 0.008)}$	$\frac{3.10 \pm 0.20}{(0.122 \pm 0.008)}$	$\frac{0.60 \pm 0.25}{(0.024 \pm 0.010)}$	$\frac{1.80 \pm 0.25}{(0.071 \pm 0.010)}$	$\frac{0.60 \pm 0.15}{(0.024 \pm 0.006)}$



DIMENSIONS:  $\frac{\text{MM}}{\text{(INCHES)}}$

## Recommended Solder Pad Layout

Model	A	B	L	Model	A	B	L
CRS0603A	$\frac{0.90}{(0.035)}$	$\frac{1.00}{(0.039)}$	$\frac{3.00}{(0.118)}$	CRS1210A	$\frac{3.00}{(0.118)}$	$\frac{1.30}{(0.051)}$	$\frac{4.70}{(0.185)}$
CRS0805A	$\frac{1.30}{(0.051)}$	$\frac{1.15}{(0.045)}$	$\frac{3.50}{(0.138)}$	CRS2010A	$\frac{3.00}{(0.118)}$	$\frac{1.50}{(0.059)}$	$\frac{6.80}{(0.268)}$
CRS1206A	$\frac{1.80}{(0.071)}$	$\frac{1.30}{(0.051)}$	$\frac{4.70}{(0.185)}$	CRS2512A	$\frac{3.70}{(0.032)}$	$\frac{2.45}{(0.096)}$	$\frac{7.60}{(0.299)}$



**WARNING Cancer and Reproductive Harm - [www.P65Warnings.ca.gov](http://www.P65Warnings.ca.gov)**

\* RoHS Directive 2015/863, Mar 31, 2015 and Annex.

\*\*Bourns considers a product to be "halogen free" if (a) the Bromine (Br) content is 900 ppm or less; (b) the Chlorine (Cl) content is 900 ppm or less; and (c) the total Bromine (Br) and Chlorine (Cl) content is 1500 ppm or less.

Specifications are subject to change without notice.

Users should verify actual device performance in their specific applications.

The products described herein and this document are subject to specific legal disclaimers as set forth on the last page of this document, and at [www.bourns.com/docs/legal/disclaimer.pdf](http://www.bourns.com/docs/legal/disclaimer.pdf).

## Applications

- Power supplies
- Stepper motor drives

# CRS-A Series High Power Anti-Surge Resistor

**BOURNS®**

### How to Order

CRS 0603 A F X - 1002 E LF

Model \_\_\_\_\_  
(CRS = High Power Anti-Surge Resistor)

Size \_\_\_\_\_  
0603 = 0603 Size  
0805 = 0805 Size  
1206 = 1206 Size  
1210 = 1210 Size  
2010 = 2010 Size  
2512 = 2512 Size

Feature \_\_\_\_\_  
A = AEC-Q200 Compliant

Resistance Tolerance \_\_\_\_\_  
F =  $\pm 1\%$   
J =  $\pm 5\%$

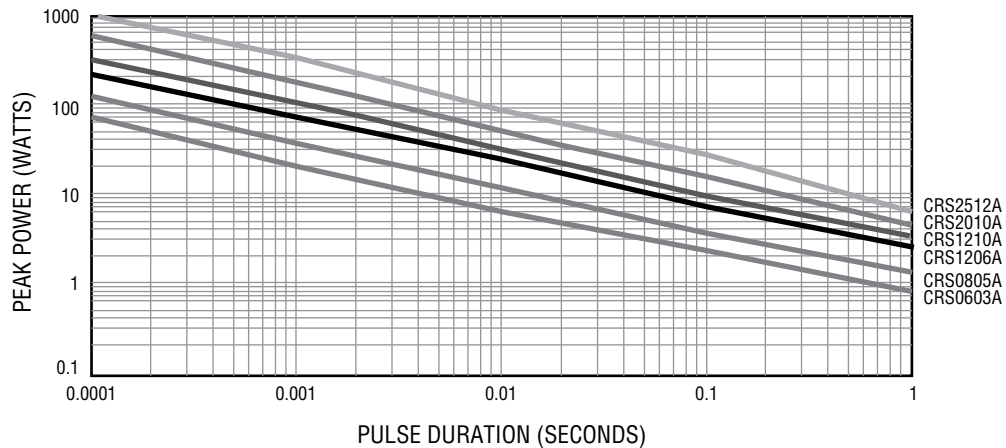
TCR (See Electrical Characteristics chart) \_\_\_\_\_  
• W =  $\pm 200$  PPM/ $^{\circ}$ C  
• X =  $\pm 100$  PPM/ $^{\circ}$ C NOTE: CRS0805A 0.5%, 1 ohm to 9.76 ohms: 150 PPM/ $^{\circ}$ C

Resistance Value \_\_\_\_\_  
• 1% Tolerance:  
<100 ohms ..... "R" represents decimal point (example: 24R3 = 24.3 ohms)  
 $\geq 100$  ohms ..... First three digits are significant, fourth digit represents number of zeros to follow (example: 8252 = 82.5K ohms)  
• 5% Tolerance:  
<10 ohms ..... "R" represents decimal point (example: 4R7 = 4.7 ohms)  
 $\geq 10$  ohms ..... First two digits are significant, third digit represents number of zeros to follow (example: 474 = 470K ohms)

Packaging \_\_\_\_\_  
• E = 5,000 pieces on 180 mm (7 inch) reel, paper tape - CRS0603A, CRS0805A, CRS1206A, CRS1210A  
4,000 pieces on 180 mm (7 inch) reel, plastic tape - CRS2010A, CRS2512A

Termination \_\_\_\_\_  
• LF = Tin-plated (RoHS Compliant)

### Surge Performance



Specifications are subject to change without notice.

Users should verify actual device performance in their specific applications.

The products described herein and this document are subject to specific legal disclaimers as set forth on the last page of this document, and at [www.bourns.com/docs/legal/disclaimer.pdf](http://www.bourns.com/docs/legal/disclaimer.pdf).

# CRS-A Series High Power Anti-Surge Resistor

**BOURNS®**

## Typical Part Marking

**CRS0603A, CRS0805A,  
CRS1206A, CRS1210A,  
CRS2010A, CRS2512A**

E96 ±5 %

3 digits identify the  
resistance value



$301 = 30 \times 10^1 = 300 \text{ ohms}$

**CRS0805A, CRS1206A,  
CRS1210A, CRS2010A,  
CRS2512A**

E24 / E96 ±1 %

4 digits identify the  
resistance value



$1542 = 154 \times 10^2 = 15.4K \text{ ohms}$

**CRS0603A**

E24 ±1 %

3 digits identify the  
resistance value



$222 = 22 \times 10^2 = 2.2K \text{ ohms}$

**CRS0603A**

E96 ±1 %

3 digits identify the  
resistance value



$01B = 1K \text{ ohms}$   
(Refer to Marking Table below)

## E96 Marking for CRS0603A, 1 %

Code	R Value	Code	R Value	Code	R Value	Code	R Value	Code	R Value	Code	R Value	Code	R Value	Code	R Value
01	100	13	133	25	178	37	237	49	316	61	422	73	562	85	750
02	102	14	137	26	182	38	243	50	324	62	432	74	576	86	768
03	105	15	140	27	187	39	249	51	332	63	442	75	590	87	787
04	107	16	143	28	191	40	255	52	340	64	453	76	604	88	806
05	110	17	147	29	196	41	261	53	348	65	464	77	619	89	825
06	113	18	150	30	200	42	267	54	357	66	475	78	634	90	845
07	115	19	154	31	205	43	274	55	365	67	487	79	649	91	866
08	118	20	158	32	210	44	280	56	374	68	499	80	665	92	887
09	121	21	162	33	215	45	287	57	383	69	511	81	681	93	909
10	124	22	165	34	221	46	294	58	392	70	523	82	698	94	931
11	127	23	169	35	226	47	301	59	402	71	536	83	715	95	953
12	130	24	174	36	232	48	309	60	412	72	549	84	732	96	976

This table shows the first two digits for the three-digit E96 part marking scheme. The third character is a letter multiplier:

A=10<sup>0</sup> B=10<sup>1</sup> C=10<sup>2</sup> D=10<sup>3</sup> E=10<sup>4</sup> F=10<sup>5</sup> G=10<sup>-6</sup> H=10<sup>-7</sup> X=10<sup>-1</sup> Y=10<sup>-2</sup> Z=10<sup>-3</sup>

Specifications are subject to change without notice.

Users should verify actual device performance in their specific applications.

The products described herein and this document are subject to specific legal disclaimers as set forth on the last page of this document, and at [www.bourns.com/docs/legal/disclaimer.pdf](http://www.bourns.com/docs/legal/disclaimer.pdf).

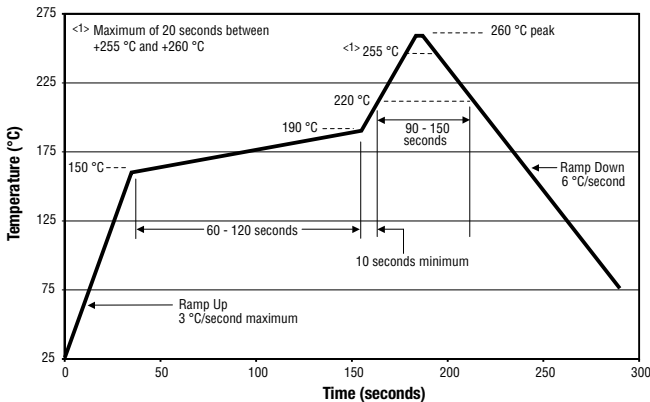
# CRS-A Series High Power Anti-Surge Resistor



## Performance Characteristics (AEC-Q200)

Test	Method	Procedure	Test Limits $\Delta R$
High Temperature Exposure Storage	AEC-Q200 Table 7.3	1,000 hours @ +125 °C; no power loading	1 % tolerance: $\leq \pm 1$ % 5 % tolerance: $\leq \pm 3$ %
Temperature Cycling	AEC-Q200 Table 7.4	-55 °C to +125 °C, 1,000 cycles	1 % tolerance: $\leq \pm 0.5$ % 5 % tolerance: $\leq \pm 1$ %
Moisture Resistance	AEC-Q200 Table 7.6	+65 °C / 80~100 % RH / 10 cycles	1 % tolerance: $\leq \pm 0.5$ % 5 % tolerance: $\leq \pm 1$ %
Biased Humidity	AEC-Q200 Table 7.7	1,000 hours @ +85 °C / 85 % RH, 10 % operating power	1 % tolerance: $\leq \pm 1$ % 5 % tolerance: $\leq \pm 3$ %
Operational Life	AEC-Q200 Table 7.8	1,000 hours @ +125 °C, at specified rated power	1 % tolerance: $\leq \pm 1$ % 5 % tolerance: $\leq \pm 3$ %
Mechanical Shock	AEC-Q200 Table 7.13	100 g, half-sine, 6 ms, velocity: 12.3 ft./sec.	Within product specification tolerance; no visible damage
Vibration	AEC-Q200 Table 7.14	5 g for 20 minutes, 12 cycles each of 3 durations; 10~200 Hz	1 % tolerance: $\leq \pm 0.5$ % 5 % tolerance: $\leq \pm 1$ %
Resistance to Solder Heat	AEC-Q200 Table 7.15	+270 °C $\pm 5$ °C, 10 $\pm 1$ seconds	1 % tolerance: $\leq \pm 0.5$ % 5 % tolerance: $\leq \pm 1$ %
Thermal Shock	AEC-Q200 Table 7.16	-55 °C to +155 °C, dwell time 15 minutes, max. transfer time 20 seconds/300 cycles	1 % tolerance: $\leq \pm 0.5$ % 5 % tolerance: $\leq \pm 1$ %
ESD	AEC-Q200-002	1 kV min.	$\leq \pm 1$ %
Solderability	AEC-Q200 Table 7.18	a) Backing +155 °C, 4 hours, dipping +235 °C, 5 seconds b) Steam 8 hours, dipping +215 °C, 5 seconds c) Steam 8 hours, dipping +260 °C, 7 seconds	Over 95 % of the termination must be covered with solder
Flammability	AEC-Q200 Table 7.20	UL 94 V-0 or V-1 are acceptable	Refer to UL 94
Board Flex	AEC-Q200 Table 7.21	Bending 2 mm (CRS1206A, 1210A, 2010A, 2512A) Bending 3 mm (CRS0603A, 0805A)	1 % tolerance: $\leq \pm 0.5$ % 5 % tolerance: $\leq \pm 1$ %
Terminal Strength	AEC-Q200 Table 7.22	Force 1.8 Kg for 60 seconds	No mechanical damage
Sulfur-resistant (Applies only when R $\geq 1$ ohm)	ASTM B-809	+50 °C $\pm 2$ °C, 1,000 hours	$\leq \pm 1$ %

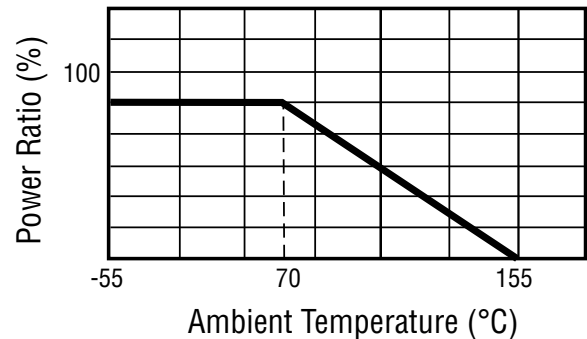
## Soldering Profile



## Environmental Characteristics

Moisture Sensitivity Level ..... 1

## Derating Curve



Specifications are subject to change without notice.

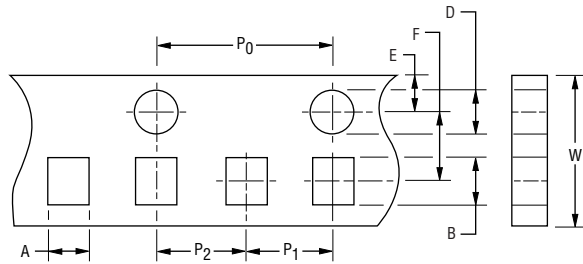
Users should verify actual device performance in their specific applications.

The products described herein and this document are subject to specific legal disclaimers as set forth on the last page of this document, and at [www.bourns.com/docs/legal/disclaimer.pdf](http://www.bourns.com/docs/legal/disclaimer.pdf).

# CRS-A Series High Power Anti-Surge Resistor

**BOURNS®**

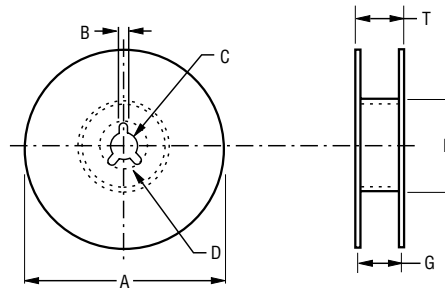
## Packaging Dimensions (Conforms to EIA RS-481A)



Accumulated dimensional tolerance  $\frac{40 \pm 0.2}{(1.575 \pm .008)}$

DIMENSIONS:  $\frac{\text{MM}}{\text{(INCHES)}}$

Model	Tape Type	A	B	W	F	E	P <sub>1</sub>	P <sub>2</sub>	P <sub>0</sub>	D
CRS0603A	Paper	$\frac{1.10 \pm 0.20}{(.043 \pm .008)}$	$\frac{1.90 \pm 0.20}{(.075 \pm .008)}$	$\frac{8.00 \pm 0.30}{(.315 \pm .012)}$	$\frac{3.50 \pm 0.05}{(.138 \pm .002)}$	$\frac{1.75 \pm 0.10}{(.069 \pm .004)}$	$\frac{4.00 \pm 0.10}{(.158 \pm .004)}$	$\frac{2.00 \pm 0.05}{(.079 \pm .002)}$	$\frac{4.00 \pm 0.10}{(.158 \pm .004)}$	$\frac{1.50 +0.10/-0}{(.006 +.004/-0)}$
CRS0805A	Paper	$\frac{1.65 \pm 0.20}{(.065 \pm .008)}$	$\frac{2.40 \pm 0.20}{(.094 \pm .008)}$	$\frac{8.00 \pm 0.30}{(.315 \pm .012)}$	$\frac{3.50 \pm 0.05}{(.138 \pm .002)}$	$\frac{1.75 \pm 0.10}{(.069 \pm .004)}$	$\frac{4.00 \pm 0.10}{(.158 \pm .004)}$	$\frac{2.00 \pm 0.05}{(.079 \pm .002)}$	$\frac{4.00 \pm 0.10}{(.158 \pm .004)}$	$\frac{1.50 +0.10/-0}{(.006 +.004/-0)}$
CRS1206A	Paper	$\frac{2.00 \pm 0.20}{(.079 \pm .008)}$	$\frac{3.60 \pm 0.20}{(.142 \pm .008)}$	$\frac{8.00 \pm 0.30}{(.315 \pm .012)}$	$\frac{3.50 \pm 0.05}{(.138 \pm .002)}$	$\frac{1.75 \pm 0.10}{(.069 \pm .004)}$	$\frac{4.00 \pm 0.10}{(.158 \pm .004)}$	$\frac{2.00 \pm 0.05}{(.079 \pm .002)}$	$\frac{4.00 \pm 0.10}{(.158 \pm .004)}$	$\frac{1.50 +0.10/-0}{(.006 +.004/-0)}$
CRS1210A	Paper	$\frac{3.00 \pm 0.20}{(.118 \pm .008)}$	$\frac{3.60 \pm 0.20}{(.142 \pm .008)}$	$\frac{8.00 \pm 0.30}{(.315 \pm .012)}$	$\frac{3.50 \pm 0.05}{(.138 \pm .002)}$	$\frac{1.75 \pm 0.10}{(.069 \pm .004)}$	$\frac{4.00 \pm 0.10}{(.158 \pm .004)}$	$\frac{2.00 \pm 0.05}{(.079 \pm .002)}$	$\frac{4.00 \pm 0.10}{(.158 \pm .004)}$	$\frac{1.50 +0.10/-0}{(.006 +.004/-0)}$
CRS2010A	Plastic	$\frac{2.80 \pm 0.20}{(.110 \pm .008)}$	$\frac{5.50 \pm 0.20}{(.217 \pm .008)}$	$\frac{12.00 \pm 0.30}{(.472 \pm .012)}$	$\frac{3.50 \pm 0.05}{(.138 \pm .002)}$	$\frac{1.75 \pm 0.10}{(.069 \pm .004)}$	$\frac{4.00 \pm 0.10}{(.158 \pm .004)}$	$\frac{2.00 \pm 0.05}{(.079 \pm .002)}$	$\frac{4.00 \pm 0.10}{(.158 \pm .004)}$	$\frac{1.50 +0.10/-0}{(.006 +.004/-0)}$
CRS2512A	Plastic	$\frac{3.50 \pm 0.20}{(.138 \pm .008)}$	$\frac{6.70 \pm 0.20}{(.264 \pm .008)}$	$\frac{12.00 \pm 0.30}{(.472 \pm .012)}$	$\frac{3.50 \pm 0.05}{(.138 \pm .002)}$	$\frac{1.75 \pm 0.10}{(.069 \pm .004)}$	$\frac{4.00 \pm 0.10}{(.158 \pm .004)}$	$\frac{2.00 \pm 0.05}{(.079 \pm .002)}$	$\frac{4.00 \pm 0.10}{(.158 \pm .004)}$	$\frac{1.50 +0.10/-0}{(.006 +.004/-0)}$



DIMENSIONS:  $\frac{\text{MM}}{\text{(INCHES)}}$

Model	Packaging Quantity	A	N	C	D Min.	B	G	T Max.
CRS0603A	5,000 pcs. per reel	$\frac{1.78 \pm 2.00}{(.070 \pm .079)}$	$\frac{60 \pm 0.50}{(2.362 \pm .020)}$	$\frac{13.0 \pm 0.50}{(.512 \pm .020)}$	$\frac{20.0}{(8.661)}$	$\frac{2.00 \pm 0.50}{(.079 \pm .020)}$	$\frac{10.00 \pm 1.50}{(.394 \pm .006)}$	$\frac{14.9}{(.587)}$
CRS0805A								
CRS1206A								
CRS1210A	4,000 pcs. per reel	$\frac{1.78 \pm 2.00}{(.070 \pm .079)}$	$\frac{60 \pm 0.50}{(2.362 \pm .020)}$	$\frac{13.0 \pm 0.50}{(.512 \pm .020)}$	$\frac{20.0}{(8.661)}$	$\frac{2.00 \pm 0.50}{(.079 \pm .020)}$	$\frac{13.80 \pm 1.50}{(.543 \pm .006)}$	$\frac{16.7}{(.657)}$
CRS2010A								
CRS2512A								

REV. 06/04/25

Specifications are subject to change without notice.

Users should verify actual device performance in their specific applications.

The products described herein and this document are subject to specific legal disclaimers as set forth on the last page of this document, and at [www.bourns.com/docs/legal/disclaimer.pdf](http://www.bourns.com/docs/legal/disclaimer.pdf).

This legal disclaimer applies to purchasers and users of Bourns® products manufactured by or on behalf of Bourns, Inc. and its affiliates (collectively, "Bourns").

Unless otherwise expressly indicated in writing, Bourns® products and data sheets relating thereto are subject to change without notice. Users should check for and obtain the latest relevant information and verify that such information is current and complete before placing orders for Bourns® products.

The characteristics and parameters of a Bourns® product set forth in its data sheet are based on laboratory conditions, and statements regarding the suitability of products for certain "typical" applications are based on Bourns' knowledge of typical requirements in generic applications. Bourns assumes that "typical" applications include failsafe/backup features to address critical risks to users and are designed to allow rework of Bourns® product to avoid scrap of a device solely due to malfunctioning Bourns® product. The characteristics and parameters of a Bourns® product in a user application may vary from the data sheet characteristics and parameters due to (i) the combination of the Bourns® product with other components in the user's application, or (ii) the environment of the user application itself. The characteristics and parameters of a Bourns® product also can and do vary in different applications and actual performance may vary over time. Thus, users should always verify the actual performance of the Bourns® product in their specific devices and applications and make their own independent judgments regarding the suitability of Bourns® product and the amount of additional test margin to design into their device or application to compensate for differences between laboratory and real-world conditions.

Unless Bourns has explicitly designated an individual Bourns® product as meeting the requirements of a particular industry standard (e.g., IATF 16949) or a particular qualification (e.g., UL listed or recognized), Bourns is not responsible for any failure of an individual Bourns® product to meet the requirements of such industry standard or particular qualification even if such industry standard or qualification is a "state of art". Users of Bourns® products are responsible for ensuring compliance with safety-related requirements and standards applicable to their devices or applications.

Bourns® products are not recommended, authorized or intended for use in applications where failure or malfunction may result in personal injury, death, or severe property or environmental damage, such as without limitation nuclear, life-critical medical and certain automotive and aviation applications. Except as set forth in the bullet points below or unless expressly and specifically approved in writing on a case-by-case basis by an authorized Bourns' representative, use of any Bourns® products in such unauthorized high-risk applications is at the user's sole risk.

- Bourns considers implantable/invasive devices and devices/procedures designed as life-supporting or life-sustaining by the U.S. Food and Drug Administration or equivalent organizations outside of the United States as "life-critical" medical applications. Bourns expressly identifies those Bourns® standard products that are suitable for use in typical medical applications that are not life-critical in its publication entitled "Bourns Medical Grade Component Guide."
- Bourns expressly identifies those Bourns® standard products that are suitable for use in typical automotive applications associated with any Automate Safety Integrity Level (ASIL) in its publication entitled "Bourns Automotive Grade Component Guide." Bourns' designation of Bourns® product as compliant with the AEC-Q standard does not by itself mean that Bourns has approved such product for use in an automotive application.
- Bourns expressly identifies Bourns® standard products that are suitable for use in the typical aviation applications/systems requiring System Design Assurance Level (RTCA DO-254 DAL) of C, D or E in its publication entitled "Bourns Civilian Aerospace/Aviation Grade Component Guide." Bourns does not test its products for compliance with United States Federal Aviation Administration standards or any other generally equivalent governmental organization standard applicable to products designed or manufactured for use in aviation applications. Use of Bourns® standard components in aviation applications associated with RTCA DO-254 DAL A or B without proper approval noted above shall be at the user's sole risk.
- Bourns will review and authorize on a case-by-case basis the use of Bourns® standard products which are at least AEC-Q compliant in space-related civil applications (rockets, satellites) with a negotiated cross-waiver and indemnity agreement.

The use and level of testing applicable to Bourns® custom products shall be negotiated on a case-by-case basis by Bourns and the user for which such Bourns® custom products are specially designed. Absent a written agreement between Bourns and the user regarding the use and level of such testing, the above provisions applicable to Bourns® standard products shall also apply to such Bourns® custom products.

Use of Bourns® products or Bourns' technology in military/defense applications must be reviewed with Bourns for compliance with applicable export control laws and embargoes. Users shall not sell, transfer, export or re-export (which includes transfers within a country) any Bourns® products or technology or technical data for use in activities which involve the design, development, production, use or stockpiling of nuclear, chemical or biological weapons or missiles, nor shall they use Bourns® products or technology or technical data in any facility which engages in activities relating to such devices. Further, Bourns® products and Bourns' technology and technical data may not under any circumstance be exported or re-exported to countries subject to international sanctions or embargoes. Bourns® products and technology may not, without prior authorization from Bourns and/or the Government of a country where such product/technology is designed and/or manufactured, be resold, transferred, or re-exported (including within the same country) to any party not eligible to receive commodities, software, and technical data originating in such country.

To the maximum extent permitted by applicable law, Bourns disclaims (i) any and all liability for special, punitive, consequential, incidental or indirect damages or lost revenues or lost profits, and (ii) any and all implied warranties (those not based on parameters specified in Bourns' data sheets and/or specifications), including implied warranties of fitness for particular purpose, non-infringement and merchantability.

For your convenience, copies of this Legal Disclaimer Notice with German, Spanish, Japanese, Traditional Chinese and Simplified Chinese bilingual versions are available at:

Web Page: <https://www.bourns.com/legal/disclaimers-terms-and-policies>

PDF: <https://www.bourns.com/docs/Legal/disclaimer.pdf>