

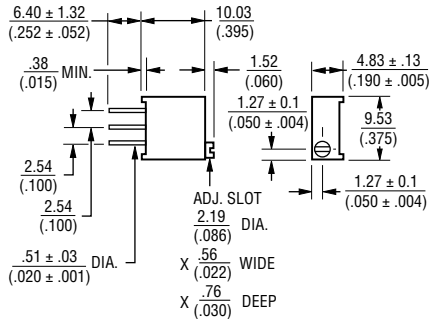
Features

- Multiturn / Cermet / Sealed
- Available in both top and side adjustment
- Units can be pre-adjusted at clockwise, counter-clockwise or standard 50 % position
- Standoffs allow thorough PC board washing
- Chevron seal design
- RoHS compliant*
- For trimmer applications/processing guidelines, [click here](#)

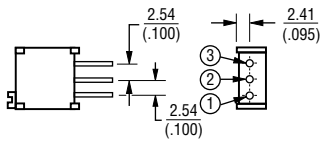
PV36 Series – Lead Sealed Type Multiturn Trimming Potentiometer

Product Dimensions

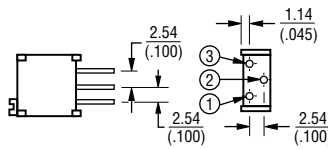
Common Dimensions



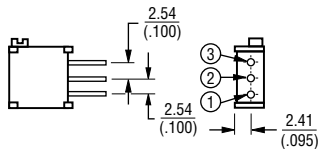
PV36W



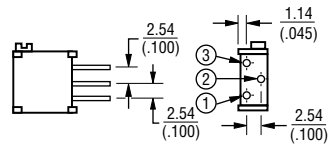
PV36Y



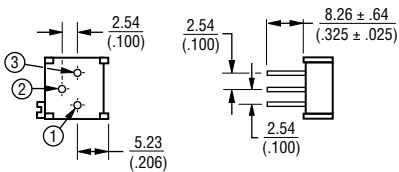
PV36X



PV36Z



PV36P



DIMENSIONS: $\frac{\text{MM}}{\text{(INCHES)}}$

TOLERANCES: $\pm \frac{0.3}{(.012)}$ EXCEPT WHERE NOTED

Additional Information

Click these links for more information:



[PRODUCT SELECTOR](#) [TECHNICAL LIBRARY](#) [INVENTORY](#) [SAMPLES](#) [CONTACT](#)

Environmental Characteristics

Temperature Cycle

Δ TR $\pm 2\%$
 Δ V.S.S. $\pm 1\%$

Humidity

..... $\pm 2\%$ Δ TR; 100 megohms IR min.

Vibration ... 20 G (1% Δ TR; 1% Δ V.S.S.)

Shock..... 100 G (1% Δ TR; 1% Δ V.S.S.)

Temperature Load Life

..... 3% Δ TR; 1% Δ V.S.S.

Low Temperature Exposure

..... 2% Δ TR; 1% Δ V.S.S.

High Temperature Exposure

..... 3% Δ TR; 1% Δ V.S.S.

Rotational Life

RV1K ohm, RU500K ohm $\pm 5\%$ Δ TR

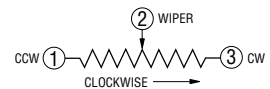
1K ohm FRF500K ohm $\pm 3\%$ Δ TR

Δ TR: Total Resistance Change

Δ V.S.S.: Voltage Setting Stability

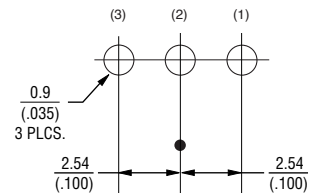
IR: Insulation Resistance

Schematic

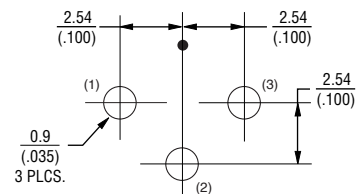


Recommended PCB Layout

PV36W & PV36X



PV36Y, PV36Z & PV36P



DIMENSIONS: $\frac{\text{MM}}{\text{(INCHES)}}$

TOLERANCES: $\pm \frac{0.1}{(.004)}$ EXCEPT WHERE NOTED



WARNING Cancer and Reproductive Harm - www.P65Warnings.ca.gov

*RoHS Directive 2015/863, Mar 31, 2015 and Annex.

Specifications are subject to change without notice.

Users should verify actual device performance in their specific applications.

The products described herein and this document are subject to specific legal disclaimers as set forth on the last page of this document, and at www.bourns.com/docs/legal/disclaimer.pdf.

PV36 Series – Lead Sealed Type Multiturn Trimming Potentiometer



Electrical Characteristics

Model Number	Power Rating @ 70 °C (W)	Number of Turns (Effective Rotation Angle)	Total Resistance Value (Ω)	Resistance Tolerance	TCR (ppm/°C)
PV36x100C01B00	0.5	25	10	±10 %	±150
PV36x200C01B00			20		
PV36x500C01B00			50		
PV36x101C01B00			100		
PV36x201C01B00			200		
PV36x501C01B00			500		±100
PV36x102C01B00			1k		
PV36x202C01B00			2k		
PV36x502C01B00			5k		
PV36x103C01B00			10k		
PV36x203C01B00			20k		
PV36x253C01B00			25k		
PV36x503C01B00			50k		
PV36x104C01B00			100k		
PV36x204C01B00			200k		
PV36x254C01B00			250k		
PV36x504C01B00			500k		
PV36x105C01B00			1M		
PV36x205C01B00			2M		

Operating Temperature Range: -55 to +125 °C

Soldering Method: Wave (Single and Dual)

"x" denotes Adjustment Direction and Lead Type (Top or Side Direction, Inline or Triangle Lead)

Specifications are subject to change without notice.

Users should verify actual device performance in their specific applications.

The products described herein and this document are subject to specific legal disclaimers as set forth on the last page of this document, and at www.bourns.com/docs/legal/disclaimer.pdf.

PV36 Series – Lead Sealed Type Multiturn Trimming Potentiometer

BOURNS®

Typical Part Marking

3-Digit Date Code and Manufacturing Code

- First digit indicates year of manufacture;
- Last two digits indicate week of manufacture;
- 4th digit is suffix for manufacturing location:
C = Costa Rica

EX: 604C = Manufactured in 2016, week 4, Costa Rica

Resistance Code

- Resistance code marking as shown in the Standard Resistance Table.

How To Order

PV 36 W 103 C01 B00

Product ID _____
PV = Trimming Potentiometer

Series _____
36 = Lead Sealed
10 mm Square, 25-turns

Adjustment Direction/
Lead Type _____
W = Top, Inline
X = Side, Inline
Y = Top, Triangle
Z = Top, Triangle
P = Side, Triangle

Resistance Code _____
See Standard Resistance Table

Individual Specification _____
C01 = Standard Type

Packaging _____
B00 = Tube (50 pcs. per tube)

Standard Resistance Table

Resistance (Ohms)	Resistance Code
10	100
20	200
50	500
100	101
200	201
500	501
1,000	102
2,000	202
5,000	502
10,000	103
20,000	203
25,000	253
50,000	503
100,000	104
200,000	204
250,000	254
500,000	504
1,000,000	105
2,000,000	205

Popular distribution values listed in **boldface**.
Special resistances available.

BOURNS®

Asia-Pacific: Tel: +886-2 2562-4117 • Email: asiacus@bourns.com

EMEA: Tel: +36 88 885 877 • Email: eurocus@bourns.com

The Americas: Tel: +1-951 781-5500 • Email: americus@bourns.com

www.bourns.com

REV. 10/23

Specifications are subject to change without notice.

Users should verify actual device performance in their specific applications.

The products described herein and this document are subject to specific legal disclaimers as set forth on the last page of this document, and at www.bourns.com/docs/legal/disclaimer.pdf.

This legal disclaimer applies to purchasers and users of Bourns® products manufactured by or on behalf of Bourns, Inc. and its affiliates (collectively, "Bourns").

Unless otherwise expressly indicated in writing, Bourns® products and data sheets relating thereto are subject to change without notice. Users should check for and obtain the latest relevant information and verify that such information is current and complete before placing orders for Bourns® products.

The characteristics and parameters of a Bourns® product set forth in its data sheet are based on laboratory conditions, and statements regarding the suitability of products for certain "typical" applications are based on Bourns' knowledge of typical requirements in generic applications. Bourns assumes that "typical" applications include failsafe/backup features to address critical risks to users and are designed to allow rework of Bourns® product to avoid scrap of a device solely due to malfunctioning Bourns® product. The characteristics and parameters of a Bourns® product in a user application may vary from the data sheet characteristics and parameters due to (i) the combination of the Bourns® product with other components in the user's application, or (ii) the environment of the user application itself. The characteristics and parameters of a Bourns® product also can and do vary in different applications and actual performance may vary over time. Thus, users should always verify the actual performance of the Bourns® product in their specific devices and applications and make their own independent judgments regarding the suitability of Bourns® product and the amount of additional test margin to design into their device or application to compensate for differences between laboratory and real-world conditions.

Unless Bourns has explicitly designated an individual Bourns® product as meeting the requirements of a particular industry standard (e.g., IATF 16949) or a particular qualification (e.g., UL listed or recognized), Bourns is not responsible for any failure of an individual Bourns® product to meet the requirements of such industry standard or particular qualification even if such industry standard or qualification is a "state of art". Users of Bourns® products are responsible for ensuring compliance with safety-related requirements and standards applicable to their devices or applications.

Bourns® products are not recommended, authorized or intended for use in applications where failure or malfunction may result in personal injury, death, or severe property or environmental damage, such as without limitation nuclear, life-critical medical and certain automotive and aviation applications. Except as set forth in the bullet points below or unless expressly and specifically approved in writing on a case-by-case basis by an authorized Bourns' representative, use of any Bourns® products in such unauthorized high-risk applications is at the user's sole risk.

- Bourns considers implantable/invasive devices and devices/procedures designed as life-supporting or life-sustaining by the U.S. Food and Drug Administration or equivalent organizations outside of the United States as "life-critical" medical applications. Bourns expressly identifies those Bourns® standard products that are suitable for use in typical medical applications that are not life-critical in its publication entitled "Bourns Medical Grade Component Guide."
- Bourns expressly identifies those Bourns® standard products that are suitable for use in typical automotive applications associated with any Automate Safety Integrity Level (ASIL) in its publication entitled "Bourns Automotive Grade Component Guide." Bourns' designation of Bourns® product as compliant with the AEC-Q standard does not by itself mean that Bourns has approved such product for use in an automotive application.
- Bourns expressly identifies Bourns® standard products that are suitable for use in the typical aviation applications/systems requiring System Design Assurance Level (RTCA DO-254 DAL) of C, D or E in its publication entitled "Bourns Civilian Aerospace/Aviation Grade Component Guide." Bourns does not test its products for compliance with United States Federal Aviation Administration standards or any other generally equivalent governmental organization standard applicable to products designed or manufactured for use in aviation applications. Use of Bourns® standard components in aviation applications associated with RTCA DO-254 DAL A or B without proper approval noted above shall be at the user's sole risk.
- Bourns will review and authorize on a case-by-case basis the use of Bourns® standard products which are at least AEC-Q compliant in space-related civil applications (rockets, satellites) with a negotiated cross-waiver and indemnity agreement.

The use and level of testing applicable to Bourns® custom products shall be negotiated on a case-by-case basis by Bourns and the user for which such Bourns® custom products are specially designed. Absent a written agreement between Bourns and the user regarding the use and level of such testing, the above provisions applicable to Bourns® standard products shall also apply to such Bourns® custom products.

Use of Bourns® products or Bourns' technology in military/defense applications must be reviewed with Bourns for compliance with applicable export control laws and embargoes. Users shall not sell, transfer, export or re-export (which includes transfers within a country) any Bourns® products or technology or technical data for use in activities which involve the design, development, production, use or stockpiling of nuclear, chemical or biological weapons or missiles, nor shall they use Bourns® products or technology or technical data in any facility which engages in activities relating to such devices. Further, Bourns® products and Bourns' technology and technical data may not under any circumstance be exported or re-exported to countries subject to international sanctions or embargoes. Bourns® products and technology may not, without prior authorization from Bourns and/or the Government of a country where such product/technology is designed and/or manufactured, be resold, transferred, or re-exported (including within the same country) to any party not eligible to receive commodities, software, and technical data originating in such country.

To the maximum extent permitted by applicable law, Bourns disclaims (i) any and all liability for special, punitive, consequential, incidental or indirect damages or lost revenues or lost profits, and (ii) any and all implied warranties (those not based on parameters specified in Bourns' data sheets and/or specifications), including implied warranties of fitness for particular purpose, non-infringement and merchantability.

For your convenience, copies of this Legal Disclaimer Notice with German, Spanish, Japanese, Traditional Chinese and Simplified Chinese bilingual versions are available at:

Web Page: <https://www.bourns.com/legal/disclaimers-terms-and-policies>

PDF: <https://www.bourns.com/docs/Legal/disclaimer.pdf>