

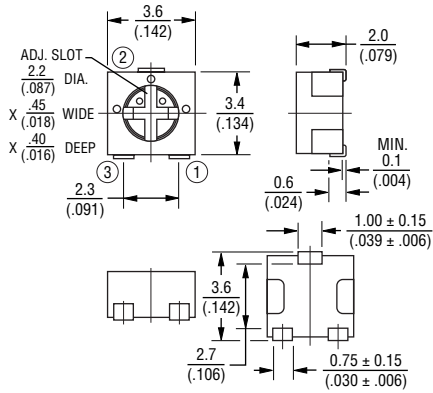
Features

- Surface Mount 3 mm Square / Single-turn / Cermet / Sealed
- Available in J-hook, gull-wing and reverse gull-wing pin styles
- Units can be pre-adjusted at clockwise, counter-clockwise or standard 50 % position
- 3 mm design meets EIA/EIAJ/IPC/VECI SMD standard trimmer footprint
- RoHS compliant*
- Metal cover for thermal protection/heat transfer
- Units tested under 85 °C water test for 60 seconds, no bubbles
- Storage Condition.... 40 °C max. / 70 % R.H. max.

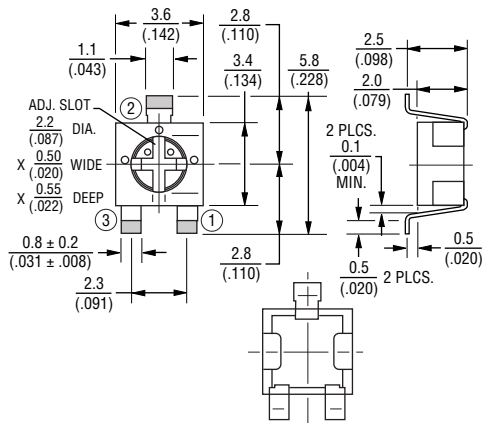
PVG3 Series – SMD Sealed Type Single-Turn Trimming Potentiometer

Product Dimensions

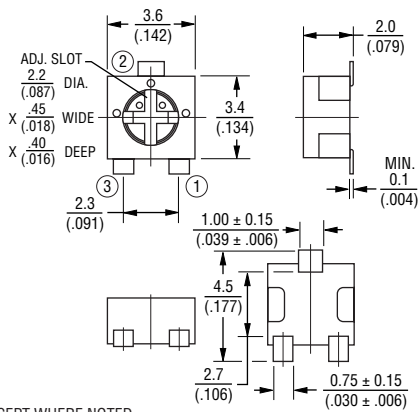
PVG3A



PVG3K



PVG3G



TOLERANCES: ± 0.25 (.010) EXCEPT WHERE NOTED

DIMENSIONS: MM (INCHES)

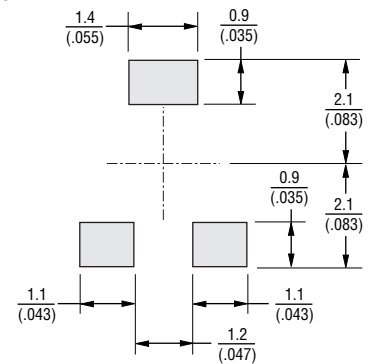
Additional Information

Click these links for more information:

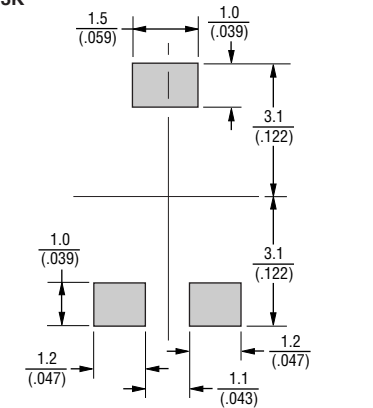


Recommended PCB Layout

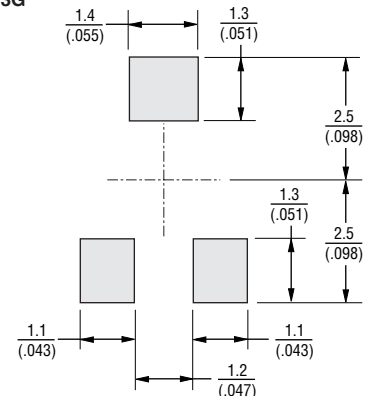
PVG3A



PVG3K



PVG3G



TOLERANCES: ± 0.1 (.004) EXCEPT WHERE NOTED



CALIFORNIA WARNING: Can expose you to lead, a carcinogen and reproductive toxicant. See www.P65Warnings.ca.gov

*RoHS Directive 2015/863, Mar 31, 2015 and Annex.

Specifications are subject to change without notice.

Users should verify actual device performance in their specific applications.

The products described herein and this document are subject to specific legal disclaimers as set forth on the last page of this document, and at www.bourns.com/docs/legal/disclaimer.pdf.

PVG3 Series – SMD Sealed Type Single-Turn Trimming Potentiometer

BOURNS®

How To Order

Product ID _____	PV	G3	A	103	C01	R00
PV = Trimming Potentiometer						
Series _____						
G3 = SMD Sealed 3 mm Square, Single-Turn						
Adjustment Direction/Lead Type _____						
A = J-Hook						
G = Gull-Wing						
K = Reverse Gull-Wing						
Resistance Code _____						
See Standard Resistance Table						
Individual Specification _____						
C01 = Standard Type						
Packaging - Tape and Reel Designator (MSL-1) _____						
R00 = 1,000 pcs./7" reel						

Environmental Characteristics

Temperature Cycle	$\Delta TR : \pm 2 \%$ $\Delta V.S.S.: \pm 1 \%$
Humidity	$\Delta TR : \pm 2 \%$ IR : 10 M ohm min.
Vibration (20 G)	$\Delta TR : \pm 1 \%$ $\Delta V.S.S.: \pm 1 \%$
Shock (100 G)	$\Delta TR : \pm 1 \%$ $\Delta V.S.S.: \pm 1 \%$
Temperature Load Life	$\Delta TR : \pm 3 \%$ or 3 ohm max., whichever is greater $\Delta V.S.S.: \pm 1 \%$
Low Temperature Exposure	$\Delta TR : \pm 2 \%$ $\Delta V.S.S.: \pm 2 \%$
High Temperature Exposure	$\Delta TR : \pm 3 \%$ $\Delta V.S.S.: \pm 2 \%$
Rotational Life	$\Delta TR : R \leq 100 \text{ kohm}$ $\pm 3 \%$ or 2 ohm max., whichever is greater $R > 100 \text{ kohm}$ +0/-10 % (50 cycles)

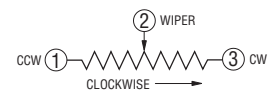
ΔTR : Total Resistance Change
 $\Delta V.S.S.$: Voltage Setting Stability
 IR: Insulation Resistance

Standard Resistance Table

Resistance (Ohms)	Resistance Code
10	100
20	200
50	500
100	101
200	201
500	501
1,000	102
2,000	202
5,000	502
10,000	103
20,000	203
50,000	503
100,000	104
200,000	204
500,000	504
1,000,000	105
2,000,000	205

Popular distribution values listed in **boldface**.
 Special resistances available.

Schematic



Specifications are subject to change without notice.

Users should verify actual device performance in their specific applications.

The products described herein and this document are subject to specific legal disclaimers as set forth on the last page of this document, and at www.bourns.com/docs/legal/disclaimer.pdf.

PVG3 Series – SMD Sealed Type Single-Turn Trimming Potentiometer



Top Adjustment (Standard J-Hook Style)

Model Number	Power Rating @ 70 °C (W)	Number of Turns (Effective Rotation Angle)	Mechanical Rotation Angle	Total Resistance Value (Ω)	Resistance Tolerance	TCR (ppm/°C)
PVG3A100C01	0.25	1 (210 ° ±10 °)	250 ° ±10 °	10	±20 %	±150
PVG3A200C01				20		
PVG3A500C01				50		
PVG3A101C01				100		
PVG3A201C01				200		
PVG3A501C01				500		
PVG3A102C01				1k		
PVG3A202C01				2k		
PVG3A502C01				5k		
PVG3A103C01				10k		
PVG3A203C01				20k		
PVG3A503C01				50k		
PVG3A104C01				100k		
PVG3A204C01				200k		
PVG3A504C01				500k		
PVG3A105C01				1M		
PVG3A205C01				2M		

Operating Temperature Range: -55 to 125 °C

Soldering Method: Reflow / Soldering Iron

PVG3 Series – SMD Sealed Type Single-Turn Trimming Potentiometer



Top Adjustment (Gull-Wing Style)

Model Number	Power Rating @ 70 °C (W)	Number of Turns (Effective Rotation Angle)	Mechanical Rotation Angle	Total Resistance Value (Ω)	Resistance Tolerance	TCR (ppm/°C)
PVG3G100C01	0.25	1 (210 ° ±10 °)	250 ° ±10 °	10	±20 %	±150
PVG3G200C01				20		
PVG3G500C01				50		
PVG3G101C01				100		
PVG3G201C01				200		
PVG3G501C01				500		
PVG3G102C01				1k		
PVG3G202C01				2k		
PVG3G502C01				5k		
PVG3G103C01				10k		
PVG3G203C01				20k		
PVG3G503C01				50k		
PVG3G104C01				100k		
PVG3G204C01				200k		
PVG3G504C01				500k		
PVG3G105C01				1M		
PVG3G205C01				2M		

Operating Temperature Range: -55 to 125 °C

Soldering Method: Reflow / Soldering Iron

PVG3 Series – SMD Sealed Type Single-Turn Trimming Potentiometer



Rear Adjustment (Reverse Gull-Wing Style)

Model Number	Power Rating @ 70 °C (W)	Number of Turns (Effective Rotation Angle)	Mechanical Rotation Angle	Total Resistance Value (Ω)	Resistance Tolerance	TCR (ppm/°C)
PVG3K100C01	0.25	1 (210 ° ±10 °)	250 ° ±10 °	10	±20 %	±150
PVG3K200C01				20		
PVG3K500C01				50		
PVG3K101C01				100		
PVG3K201C01				200		
PVG3K501C01				500		
PVG3K102C01				1k		
PVG3K202C01				2k		
PVG3K502C01				5k		
PVG3K103C01				10k		
PVG3K203C01				20k		
PVG3K503C01				50k		
PVG3K104C01				100k		
PVG3K204C01				200k		
PVG3K504C01				500k		
PVG3K105C01				1M		
PVG3K205C01				2M		

Operating Temperature Range: -55 to 125 °C

Soldering Method: Reflow / Soldering Iron



Asia-Pacific: Tel: +886-2 2562-4117 • Email: asiacus@bourns.com

Europe: Tel: +36 88 885 877 • Email: eurocus@bourns.com

Mexico: Tel: +52 614 478 0400 • Email: mexicus@bourns.com

The Americas: Tel: +1-951 781-5500 • Email: americus@bourns.com

www.bourns.com

REV. 09/25

Specifications are subject to change without notice.

Users should verify actual device performance in their specific applications.

The products described herein and this document are subject to specific legal disclaimers as set forth on the last page of this document, and at www.bourns.com/docs/legal/disclaimer.pdf.

This legal disclaimer applies to purchasers and users of Bourns® products manufactured by or on behalf of Bourns, Inc. and its affiliates (collectively, "Bourns").

Unless otherwise expressly indicated in writing, Bourns® products and data sheets relating thereto are subject to change without notice. Users should check for and obtain the latest relevant information and verify that such information is current and complete before placing orders for Bourns® products.

The characteristics and parameters of a Bourns® product set forth in its data sheet are based on laboratory conditions, and statements regarding the suitability of products for certain "typical" applications are based on Bourns' knowledge of typical requirements in generic applications. Bourns assumes that "typical" applications include failsafe/backup features to address critical risks to users and are designed to allow rework of Bourns® product to avoid scrap of a device solely due to malfunctioning Bourns® product. The characteristics and parameters of a Bourns® product in a user application may vary from the data sheet characteristics and parameters due to (i) the combination of the Bourns® product with other components in the user's application, or (ii) the environment of the user application itself. The characteristics and parameters of a Bourns® product also can and do vary in different applications and actual performance may vary over time. Thus, users should always verify the actual performance of the Bourns® product in their specific devices and applications and make their own independent judgments regarding the suitability of Bourns® product and the amount of additional test margin to design into their device or application to compensate for differences between laboratory and real-world conditions.

Unless Bourns has explicitly designated an individual Bourns® product as meeting the requirements of a particular industry standard (e.g., IATF 16949) or a particular qualification (e.g., UL listed or recognized), Bourns is not responsible for any failure of an individual Bourns® product to meet the requirements of such industry standard or particular qualification even if such industry standard or qualification is a "state of art". Users of Bourns® products are responsible for ensuring compliance with safety-related requirements and standards applicable to their devices or applications.

Bourns® products are not recommended, authorized or intended for use in applications where failure or malfunction may result in personal injury, death, or severe property or environmental damage, such as without limitation nuclear, life-critical medical and certain automotive and aviation applications. Except as set forth in the bullet points below or unless expressly and specifically approved in writing on a case-by-case basis by an authorized Bourns' representative, use of any Bourns® products in such unauthorized high-risk applications is at the user's sole risk.

- Bourns considers implantable/invasive devices and devices/procedures designed as life-supporting or life-sustaining by the U.S. Food and Drug Administration or equivalent organizations outside of the United States as "life-critical" medical applications. Bourns expressly identifies those Bourns® standard products that are suitable for use in typical medical applications that are not life-critical in its publication entitled "Bourns Medical Grade Component Guide."
- Bourns expressly identifies those Bourns® standard products that are suitable for use in typical automotive applications associated with any Automate Safety Integrity Level (ASIL) in its publication entitled "Bourns Automotive Grade Component Guide." Bourns' designation of Bourns® product as compliant with the AEC-Q standard does not by itself mean that Bourns has approved such product for use in an automotive application.
- Bourns expressly identifies Bourns® standard products that are suitable for use in the typical aviation applications/systems requiring System Design Assurance Level (RTCA DO-254 DAL) of C, D or E in its publication entitled "Bourns Civilian Aerospace/Aviation Grade Component Guide." Bourns does not test its products for compliance with United States Federal Aviation Administration standards or any other generally equivalent governmental organization standard applicable to products designed or manufactured for use in aviation applications. Use of Bourns® standard components in aviation applications associated with RTCA DO-254 DAL A or B without proper approval noted above shall be at the user's sole risk.
- Bourns will review and authorize on a case-by-case basis the use of Bourns® standard products which are at least AEC-Q compliant in space-related civil applications (rockets, satellites) with a negotiated cross-waiver and indemnity agreement.

The use and level of testing applicable to Bourns® custom products shall be negotiated on a case-by-case basis by Bourns and the user for which such Bourns® custom products are specially designed. Absent a written agreement between Bourns and the user regarding the use and level of such testing, the above provisions applicable to Bourns® standard products shall also apply to such Bourns® custom products.

Use of Bourns® products or Bourns' technology in military/defense applications must be reviewed with Bourns for compliance with applicable export control laws and embargoes. Users shall not sell, transfer, export or re-export (which includes transfers within a country) any Bourns® products or technology or technical data for use in activities which involve the design, development, production, use or stockpiling of nuclear, chemical or biological weapons or missiles, nor shall they use Bourns® products or technology or technical data in any facility which engages in activities relating to such devices. Further, Bourns® products and Bourns' technology and technical data may not under any circumstance be exported or re-exported to countries subject to international sanctions or embargoes. Bourns® products and technology may not, without prior authorization from Bourns and/or the Government of a country where such product/technology is designed and/or manufactured, be resold, transferred, or re-exported (including within the same country) to any party not eligible to receive commodities, software, and technical data originating in such country.

To the maximum extent permitted by applicable law, Bourns disclaims (i) any and all liability for special, punitive, consequential, incidental or indirect damages or lost revenues or lost profits, and (ii) any and all implied warranties (those not based on parameters specified in Bourns' data sheets and/or specifications), including implied warranties of fitness for particular purpose, non-infringement and merchantability.

For your convenience, copies of this Legal Disclaimer Notice with German, Spanish, Japanese, Traditional Chinese and Simplified Chinese bilingual versions are available at:

Web Page: <https://www.bourns.com/legal/disclaimers-terms-and-policies>

PDF: <https://www.bourns.com/docs/Legal/disclaimer.pdf>