

Features

- Low profile (height 0.9 mm)
- Unidirectional / bidirectional configuration
- Power dissipation: 400 watts
- RoHS compliant* and halogen-free**

Applications

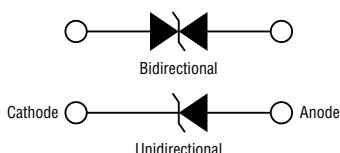
- Protection of power buses
- Overvoltage transient protection
- Telecom, computer, industrial, and consumer electronics

SMF4C Series Transient Voltage Suppressor Diodes

General Information

The Bourns® SMF4CxxAH TVS Diode Series is designed to provide protection against voltage transients induced by inductive load switching in consumer, computer, industrial and telecommunication applications.

The devices offer 400 watts peak pulse power dissipation capability in a very compact, low-profile DFN3419 package. The package footprint is compliant with most SOD-123 and SOD-123F footprints. Both unidirectional and bidirectional options are available with a range of breakdown voltages.



Additional Information

Click these links for more information:



Absolute Maximum Ratings (@ T_A = 25 °C Unless Otherwise Noted)

Parameter	Symbol	Value	Unit
Maximum Peak Pulse Power Dissipation (10/1000 μs)	P _{PPM}	400	W
Power Dissipation with Infinite Heat Sink at 75 °C; Lead Temperature (T _L = 75 °C)	P _D	3.3	W
Operating Temperature Range	T _J	-55 to +150	°C
Storage Temperature Range	T _{STG}	-55 to +150	°C

Electrical Characteristics (@ T_A = 25 °C Unless Otherwise Noted)

Unidirectional Device		Bidirectional Device		Working Peak Reverse Voltage	Breakdown Voltage V _{BR} (Volts)			Maximum Reverse Leakage @ V _{RWM}	Maximum Clamping Voltage V _C	Maximum Reverse Surge Current @ 10/1000 μs
Part Number	Part Marking	Part Number	Part Marking	V _{RWM} (V)	Min.	Max.	@ I _T (mA)	I _R (μA)	@ I _{PP}	I _{PP} (A)
—	—	SMF4C12CAH	H4B 12	12	13.3	14.7	1	5	19.9	20.1
SMF4C16AH	H4U 16	—	—	16	17.8	19.7	1	5	26.0	15.4
SMF4C20AH	H4U 20	—	—	20	22.2	24.5	1	1	32.4	12.4
SMF4C28AH	H4U 28	—	—	28	31.1	34.4	1	1	45.4	8.8
SMF4C30AH	H4U 30	—	—	30	33.3	36.8	1	1	48.4	8.3



WARNING Cancer and Reproductive Harm - www.P65Warnings.ca.gov

*RoHS Directive 2015/863, Mar 31, 2015 and Annex.

** Bourns considers a product to be "halogen free" if (a) the Bromine (Br) content is 900 ppm or less; (b) the Chlorine (Cl) content is 900 ppm or less; and (c) the total Bromine (Br) and Chlorine (Cl) content is 1500 ppm or less.

Specifications are subject to change without notice.

Users should verify actual device performance in their specific applications.

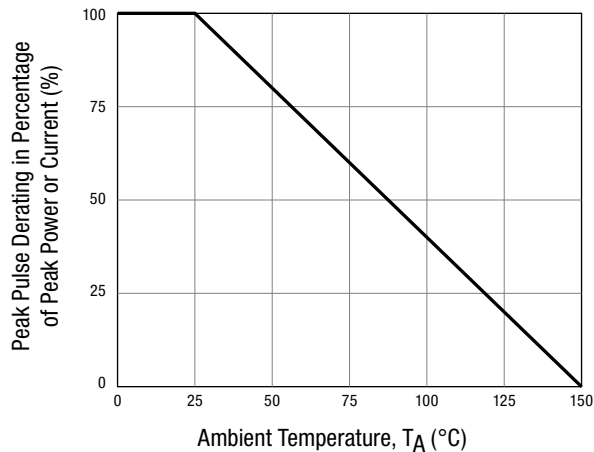
The products described herein and this document are subject to specific legal disclaimers as set forth on the last page of this document, and at www.bourns.com/docs/legal/disclaimer.pdf.

SMF4C Series Transient Voltage Suppressor Diodes

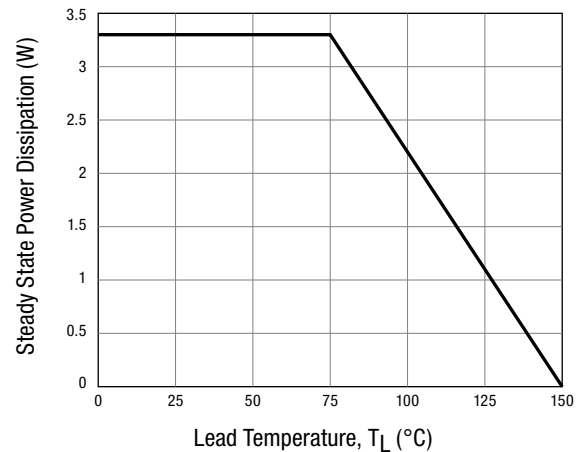
BOURNS®

Performance Graphs

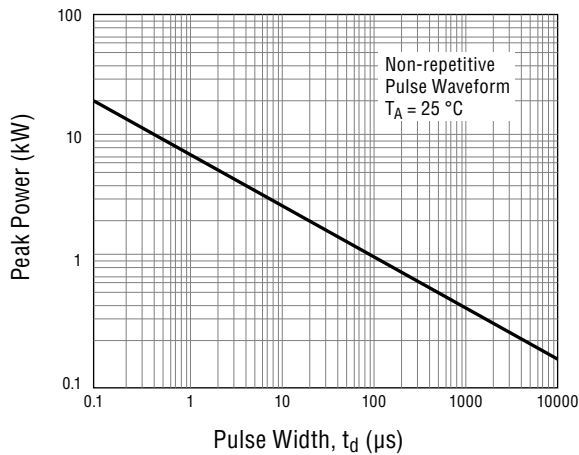
Pulse Derating Curve



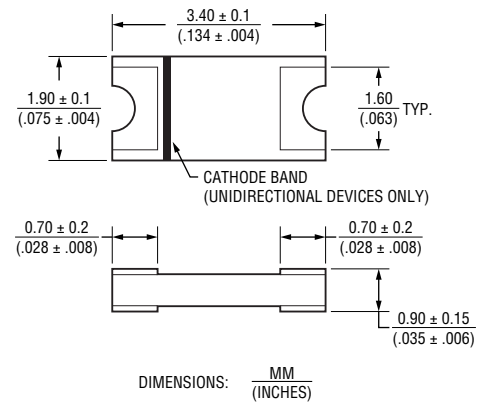
Steady State Power Derating Curve



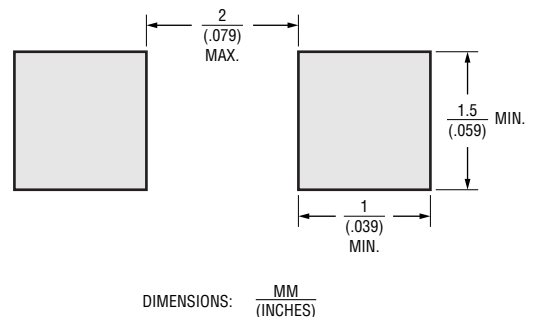
Peak Pulse Power Rating Curve



Product Dimensions



Recommended Footprint



How to Order

SMF4C 12 CAH

Package _____
 SMF4C = 400 W TVS in SOD-123 Equivalent Package

Working Peak Reverse Voltage _____
 12 = 12 V_{RWM} (Volts)

Configuration _____
 AH = Unidirectional
 CAH = Bidirectional

Specifications are subject to change without notice.
 Users should verify actual device performance in their specific applications.
 The products described herein and this document are subject to specific legal disclaimers as set forth on the last page of this document, and at www.bourns.com/docs/legal/disclaimer.pdf.

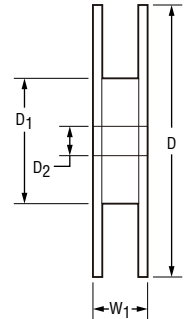
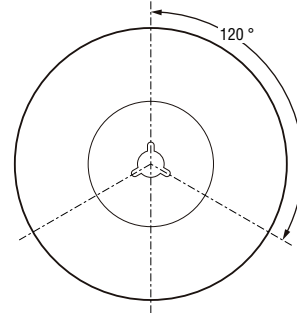
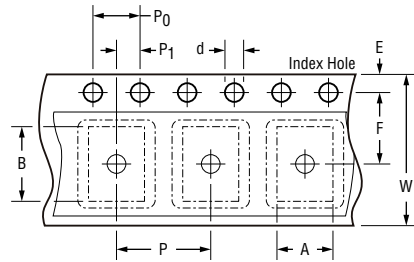
Environmental Specifications

Moisture Sensitivity Level 1
 ESD Classification (HBM) 3B

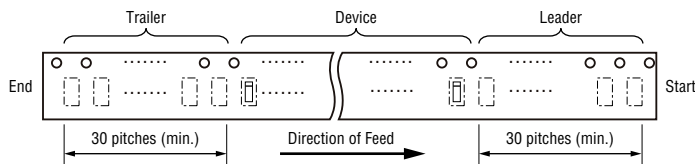
SMF4C Series Transient Voltage Suppressor Diodes

BOURNS®

Packaging Information



Unidirectional Product Orientation



DIMENSIONS: $\frac{\text{MM}}{(\text{INCHES})}$

Item	Symbol	SMF4C Series
Carrier Width	A	$\frac{2.2 \pm 0.1}{(.087 \pm .004)}$
Carrier Length	B	$\frac{3.65 \pm 0.1}{(.144 \pm .004)}$
Carrier Depth	C	$\frac{1.28 \pm 0.1}{(.05 \pm .004)}$
Sprocket Hole	d	$\frac{1.50 \pm 0.1}{(.059 \pm .004)}$
Reel Outside Diameter	D	$\frac{178 \pm 2}{(7.008 \pm .079)}$
Reel Inner Diameter	D ₁	$\frac{50}{(1.969)} \text{ MIN.}$
Feed Hole Diameter	D ₂	$\frac{13 \pm 0.50}{(.512 \pm .02)}$
Sprocket Hole Position	E	$\frac{1.75 \pm 0.1}{(.069 \pm .004)}$
Punch Hole Position	F	$\frac{5.5 \pm 0.05}{(.217 \pm .002)}$
Punch Hole Pitch	P	$\frac{4 \pm 0.1}{(.157 \pm .004)}$
Sprocket Hole Pitch	P ₀	$\frac{4 \pm 0.1}{(.157 \pm .004)}$
Embossment Center	P ₁	$\frac{2 \pm 0.1}{(.079 \pm .004)}$
Overall Tape Thickness	T	$\frac{0.4}{(.016)} \text{ MAX.}$
Tape Width	W	$\frac{12 \pm 0.3}{(.472 \pm .012)}$
Reel Width	W ₁	$\frac{18.7}{(.736)} \text{ MAX.}$
Quantity per Reel	--	3000 pcs.

BOURNS®

Americas: Tel: +1 951-781-5500 • Email: americus@bourns.com

Mexico: Tel: +52-614-478-0400 • Email: mexicus@bourns.com

Asia: Tel: +886-2-2562-4117 • Email: asiacus@bourns.com

EMEA: Tel: +36 88 885 877 • Email: eurocus@bourns.com

www.bourns.com

REV. 06/25

Specifications are subject to change without notice.

Users should verify actual device performance in their specific applications.

The products described herein and this document are subject to specific legal disclaimers as set forth on the last page of this document, and at www.bourns.com/docs/legal/disclaimer.pdf.

This legal disclaimer applies to purchasers and users of Bourns® products manufactured by or on behalf of Bourns, Inc. and its affiliates (collectively, "Bourns").

Unless otherwise expressly indicated in writing, Bourns® products and data sheets relating thereto are subject to change without notice. Users should check for and obtain the latest relevant information and verify that such information is current and complete before placing orders for Bourns® products.

The characteristics and parameters of a Bourns® product set forth in its data sheet are based on laboratory conditions, and statements regarding the suitability of products for certain types of applications are based on Bourns' knowledge of typical requirements in generic applications. The characteristics and parameters of a Bourns® product in a user application may vary from the data sheet characteristics and parameters due to (i) the combination of the Bourns® product with other components in the user's application, or (ii) the environment of the user application itself. The characteristics and parameters of a Bourns® product also can and do vary in different applications and actual performance may vary over time. Users should always verify the actual performance of the Bourns® product in their specific devices and applications, and make their own independent judgments regarding the amount of additional test margin to design into their device or application to compensate for differences between laboratory and real world conditions.

Unless Bourns has explicitly designated an individual Bourns® product as meeting the requirements of a particular industry standard (e.g., IATF 16949) or a particular qualification (e.g., UL listed or recognized), Bourns is not responsible for any failure of an individual Bourns® product to meet the requirements of such industry standard or particular qualification. Users of Bourns® products are responsible for ensuring compliance with safety-related requirements and standards applicable to their devices or applications.

Bourns® products are not recommended, authorized or intended for use in nuclear, lifesaving, life-critical or life-sustaining applications, nor in any other applications where failure or malfunction may result in personal injury, death, or severe property or environmental damage. Unless expressly and specifically approved in writing by two authorized Bourns representatives on a case-by-case basis, use of any Bourns® products in such unauthorized applications might not be safe and thus is at the user's sole risk. Life-critical applications include devices identified by the U.S. Food and Drug Administration as Class III devices and generally equivalent classifications outside of the United States.

Bourns expressly identifies those Bourns® standard products that are suitable for use in automotive applications on such products' data sheets in the section entitled "Applications." Unless expressly and specifically approved in writing by two authorized Bourns representatives on a case-by-case basis, use of any other Bourns® standard products in an automotive application might not be safe and thus is not recommended, authorized or intended and is at the user's sole risk. If Bourns expressly identifies a sub-category of automotive application in the data sheet for its standard products (such as infotainment or lighting), such identification means that Bourns has reviewed its standard product and has determined that if such Bourns® standard product is considered for potential use in automotive applications, it should only be used in such sub-category of automotive applications. Any reference to Bourns® standard product in the data sheet as compliant with the AEC-Q standard or "automotive grade" does not by itself mean that Bourns has approved such product for use in an automotive application.

Bourns® standard products are not tested to comply with United States Federal Aviation Administration standards generally or any other generally equivalent governmental organization standard applicable to products designed or manufactured for use in aircraft or space applications. Bourns expressly identifies Bourns® standard products that are suitable for use in aircraft or space applications on such products' data sheets in the section entitled "Applications." Unless expressly and specifically approved in writing by two authorized Bourns representatives on a case-by-case basis, use of any other Bourns® standard product in an aircraft or space application might not be safe and thus is not recommended, authorized or intended and is at the user's sole risk.

The use and level of testing applicable to Bourns® custom products shall be negotiated on a case-by-case basis by Bourns and the user for which such Bourns® custom products are specially designed. Absent a written agreement between Bourns and the user regarding the use and level of such testing, the above provisions applicable to Bourns® standard products shall also apply to such Bourns® custom products.

Users shall not sell, transfer, export or re-export any Bourns® products or technology for use in activities which involve the design, development, production, use or stockpiling of nuclear, chemical or biological weapons or missiles, nor shall they use Bourns® products or technology in any facility which engages in activities relating to such devices. The foregoing restrictions apply to all uses and applications that violate national or international prohibitions, including embargos or international regulations. Further, Bourns® products and Bourns technology and technical data may not under any circumstance be exported or re-exported to countries subject to international sanctions or embargoes. Bourns® products may not, without prior authorization from Bourns and/or the U.S. Government, be resold, transferred, or re-exported to any party not eligible to receive U.S. commodities, software, and technical data.

To the maximum extent permitted by applicable law, Bourns disclaims (i) any and all liability for special, punitive, consequential, incidental or indirect damages or lost revenues or lost profits, and (ii) any and all implied warranties, including implied warranties of fitness for particular purpose, non-infringement and merchantability.

For your convenience, copies of this Legal Disclaimer Notice with German, Spanish, Japanese, Traditional Chinese and Simplified Chinese bilingual versions are available at:

Web Page: <http://www.bourns.com/legal/disclaimers-terms-and-policies>

PDF: <http://www.bourns.com/docs/Legal/disclaimer.pdf>