



DUAL FORWARD-CONDUCTING UNIDIRECTIONAL THYRISTOR OVERVOLTAGE PROTECTOR

The Model TISP1120F3D is currently available, but not recommended for new designs.



TISP1120F3D Overvoltage Protector

Ion-Implanted Breakdown Region
– Precise and Stable Voltage

Planar Passivated Junctions
– Low Off-State Current <10 μ A

Low Voltage Overshoot Under Surge

Device Name	V_{DRM} V	$V_{(BO)}$ V
TISP1120F3D	-97	-120

Rated for International Surge Wave Shapes

Wave Shape	Standard	I_{PPSM} A
2/10	GR-1089-CORE	120
8/20	IEC 61000-4-5	70
10/160	TIA-968-A	60
10/700	ITU-T K.20/21/45	50
10/560	TIA-968-A	45
10/1000	GR-1089-CORE	35

Description

This dual forward-conducting unidirectional overvoltage protector is designed for the overvoltage protection of ICs used for the SLIC (Subscriber Line Interface Circuit) function. The IC line driver section is typically powered with 0 V and a negative supply. The TISP1120F3D limits voltages that exceed these supply rails.

High voltages can occur on the line as a result of exposure to lightning strikes and a.c. power surges. Negative transients are initially limited by breakdown clamping until the voltage rises to the breakover level, which causes the device to crowbar. The high crowbar holding current helps prevent d.c. latchup as the current subsides. Positive transients are limited by diode forward conduction. These protectors are designed to suppress and withstand the listed international lightning surges on any terminal pair.

This monolithic protection device is fabricated in an ion-implanted planar structure to ensure precise and matched breakover control, and is virtually transparent to the system in normal operation.

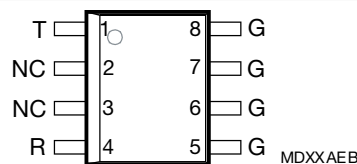
How to Order

Device	Package	Carrier	Order As	Marking Code	Standard Quantity
TISP1120F3D	8-SOIC	Embossed Tape Reeled	TISP1120F3DR-S	1120F3	2500

Agency Recognition

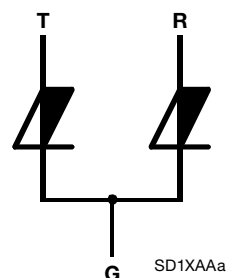
Description	
UL	File Number: E215609

8-SOIC Package (Top View)



NC - No internal connection

Device Symbol



WARNING Cancer and Reproductive Harm
www.P65Warnings.ca.gov

JULY 2005 – REVISED JULY 2019

*RoHS Directive 2015/863, Mar 31, 2015 and Annex.

Specifications are subject to change without notice. Users should verify actual device performance in their specific applications. The products described herein and this document are subject to specific legal disclaimers as set forth on the last page of this document, and at www.bourns.com/docs/legal/disclaimer.pdf.

TISP1120F3D Overvoltage Protector

BOURNS®

Absolute Maximum Ratings, $T_A = 25\text{ }^\circ\text{C}$ (Unless Otherwise Noted)

Rating	Symbol	Value	Unit
Repetitive peak off-state voltage	V_{DRM}	-97	V
Non-repetitive peak impulse current (see Note 1) 2/10 μs (GR-1089-CORE, 2/10 μs voltage wave shape) 8/20 μs (IEC 61000-4-5, combination wave generator, 1.2/50 μs voltage waveshape) 10/160 μs (TIA-968-A, 10/160 μs voltage wave shape) 5/310 μs (ITU-T K.44, 10/700 μs voltage wave shape used in K.20/21/45) 5/320 μs (TIA-968-A, 9/720 μs voltage waveshape) 10/560 μs (TIA-968-A, 10/560 μs voltage wave shape) 10/1000 μs (GR-1089-CORE, 10/1000 μs voltage wave shape)	I_{PPSM}	2 x ± 120 2 x ± 70 2 x ± 60 2 x ± 50 2 x ± 50 2 x ± 45 2 x ± 35	A
Non-repetitive peak on-state current, $0\text{ }^\circ\text{C} < T_A < 70\text{ }^\circ\text{C}$ 1 s, 50 Hz	I_{TSM}	2 x 4.3	A
Initial rate of rise of on-state current, linear current ramp, maximum ramp value $< 38\text{ A}$	di_{T}/dt	250	A/ μs
Junction temperature	T_{J}	-65 to +150	$^\circ\text{C}$
Storage temperature range	T_{stg}	-65 to +150	$^\circ\text{C}$

NOTE: 1. Initially the device must be in thermal equilibrium with $0\text{ }^\circ\text{C} < T_{\text{J}} < 70\text{ }^\circ\text{C}$. The surge may be repeated after the device returns to its initial conditions.

Electrical Characteristics for Terminals T and R, $T_A = 25\text{ }^\circ\text{C}$ (Unless Otherwise Noted)

Parameter	Test Conditions	Min	Typ	Max	Unit
I_{DRM} Repetitive peak off-state current	$V_{\text{D}} = \pm V_{\text{DRM}}$			± 5	μA
				± 10	
$V_{\text{(BO)}}$ Breakover voltage	$dv/dt = -250\text{ V/ms}$, $R_{\text{SOURCE}} = 300\ \Omega$			± 123	V
I_{H} Holding current	$I_{\text{T}} = \pm 5\text{ A}$, $di/dt = \pm 30\text{ mA/ms}$	± 150			mA

Electrical Characteristics for Terminals T and G or R and G, $T_A = 25\text{ }^\circ\text{C}$ (Unless Otherwise Noted)

Parameter	Test Conditions	Min	Typ	Max	Unit
I_{DRM} Repetitive peak off-state current	$V_{\text{D}} = V_{\text{DRM}}$			-5	μA
				-10	
$V_{\text{(BO)}}$ Breakover voltage	$dv/dt = -250\text{ V/ms}$, $R_{\text{SOURCE}} = 300\ \Omega$			-120	V
$V_{\text{(BO)}}$ Impulse breakover voltage	$dv/dt \leq -1000\text{ V}/\mu\text{s}$, Linear voltage ramp, Maximum ramp value = -500 V $di/dt \leq -20\text{ A}/\mu\text{s}$, Linear current ramp, Maximum ramp value = -10 A			-130	V
$I_{\text{(BO)}}$ Breakover current	$dv/dt = -250\text{ V/ms}$, $R_{\text{SOURCE}} = 300\ \Omega$	-100		-600	mA
I_{H} Holding current	$I_{\text{T}} = -5\text{ A}$, $di/dt = +30\text{ mA/ms}$	-150			mA
V_{T} On-state voltage	$I_{\text{T}} = -5\text{ A}$, $t_{\text{w}} = 100\ \mu\text{s}$			-3	V
V_{F} Forward voltage	$I_{\text{F}} = +5\text{ A}$, $t_{\text{w}} = 100\ \mu\text{s}$			+3	V
V_{FRM} Peak forward recovery voltage	$dv/dt \leq +1000\text{ V}/\mu\text{s}$, Linear voltage ramp, Maximum ramp value = +500 V $di/dt \leq +20\text{ A}/\mu\text{s}$, Linear current ramp, Maximum ramp value = +10 A		+3.3		V
dv/dt Critical rate of rise of off-state voltage	Linear voltage ramp, maximum ramp value $< 0.85V_{\text{DRM}}$	-5			kV/ μs
C_{O} Off-state capacitance	$f = 1\text{ MHz}$, $V_{\text{d}} = 1\text{ V rms}$		60	65	pF
			20	25	

JULY 2005 – REVISED JULY 2019

Specifications are subject to change without notice.

Users should verify actual device performance in their specific applications.

The products described herein and this document are subject to specific legal disclaimers as set forth on the last page of this document, and at www.bourns.com/docs/legal/disclaimer.pdf.

TISP1120F3D Overvoltage Protector

BOURNS®

Thermal Characteristics, $T_A = 25\text{ }^\circ\text{C}$ (Unless Otherwise Noted)

Parameter	Test Conditions	Min	Typ	Max	Unit
$R_{\theta JA}$ Junction to ambient thermal resistance	$P_{tot} = 0.8\text{ W}$ 5 cm ² FR4 PCB			160	$^\circ\text{C/W}$

Parameter Measurement Information

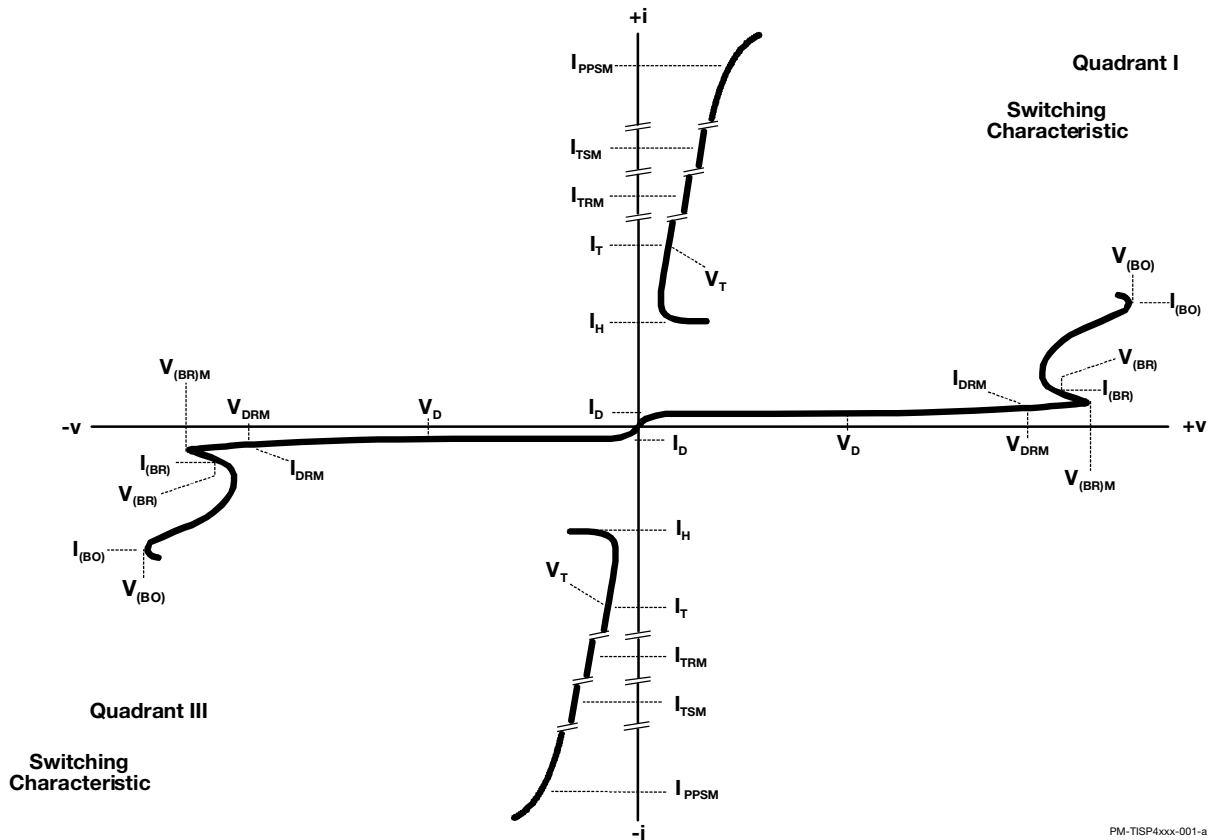


Figure 1. Voltage-Current Characteristic for the Terminals T and R
All Measurements are Referenced to Terminal R

PM-TISP4xxx-001-a

JULY 2005 – REVISED JULY 2019

Specifications are subject to change without notice.

Users should verify actual device performance in their specific applications.

The products described herein and this document are subject to specific legal disclaimers as set forth on the last page of this document, and at www.bourns.com/docs/legal/disclaimer.pdf.

Parameter Measurement Information

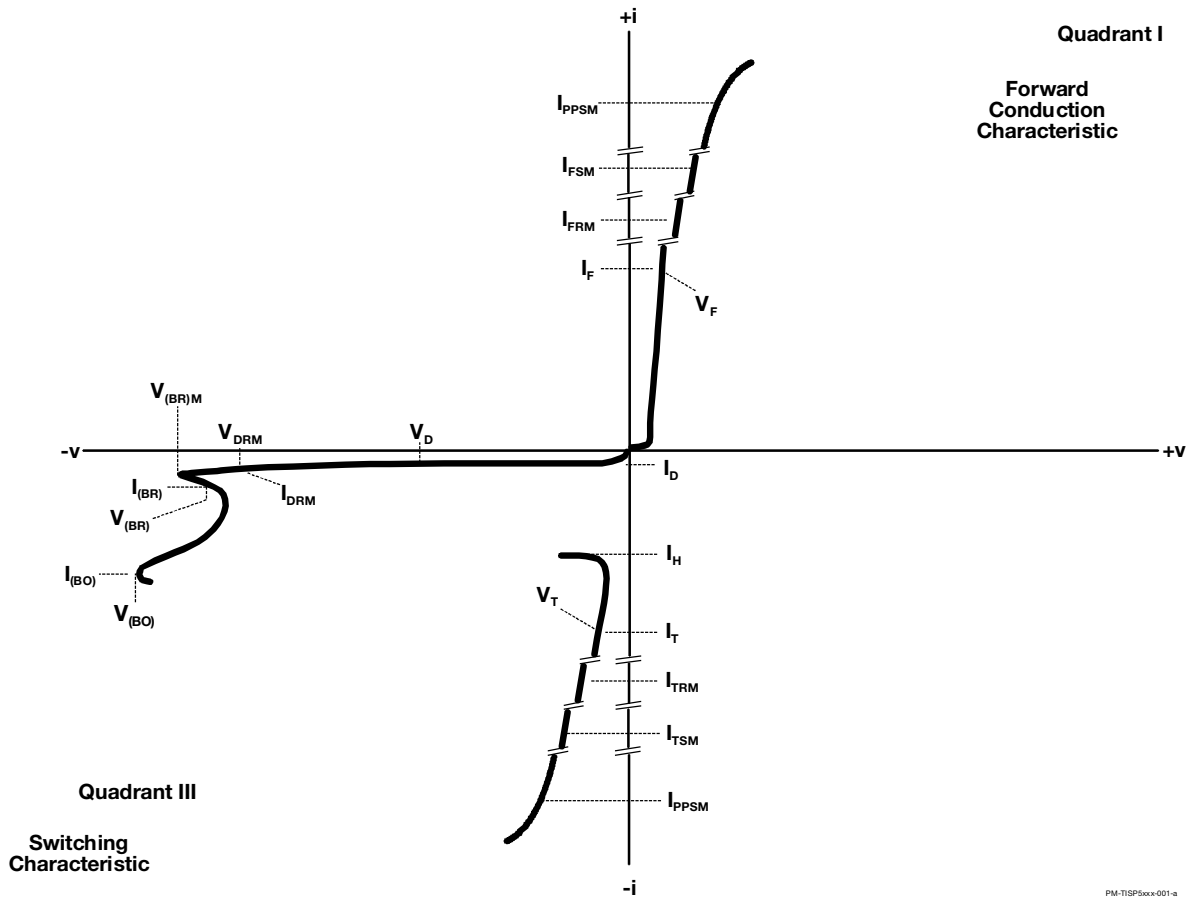


Figure 2. Voltage-Current Characteristic for Terminals T and G or R and G
 All Measurements are Referenced to Terminal G

PM-TISP5xxx-001-a

Asia-Pacific: Tel: +886-2 2562-4117 • Email: asiacus@bourns.com
Europe: Tel: +36 88 885 877 • Email: eurocus@bourns.com
The Americas: Tel: +1-951 781-5500 • Email: americus@bourns.com
www.bourns.com

JULY 2005 – REVISED JULY 2019

"TISP" is a trademark of Bourns, Ltd., a Bourns Company, and is registered in the U.S. Patent and Trademark Office.
 "Bourns" is a registered trademark of Bourns, Inc. in the U.S. and other countries.

Specifications are subject to change without notice.

Users should verify actual device performance in their specific applications.

The products described herein and this document are subject to specific legal disclaimers as set forth on the last page of this document, and at www.bourns.com/docs/legal/disclaimer.pdf.

This legal disclaimer applies to purchasers and users of Bourns® products manufactured by or on behalf of Bourns, Inc. and its affiliates (collectively, “Bourns”).

Unless otherwise expressly indicated in writing, Bourns® products and data sheets relating thereto are subject to change without notice. Users should check for and obtain the latest relevant information and verify that such information is current and complete before placing orders for Bourns® products.

The characteristics and parameters of a Bourns® product set forth in its data sheet are based on laboratory conditions, and statements regarding the suitability of products for certain types of applications are based on Bourns’ knowledge of typical requirements in generic applications. The characteristics and parameters of a Bourns® product in a user application may vary from the data sheet characteristics and parameters due to (i) the combination of the Bourns® product with other components in the user’s application, or (ii) the environment of the user application itself. The characteristics and parameters of a Bourns® product also can and do vary in different applications and actual performance may vary over time. Users should always verify the actual performance of the Bourns® product in their specific devices and applications, and make their own independent judgments regarding the amount of additional test margin to design into their device or application to compensate for differences between laboratory and real world conditions.

Unless Bourns has explicitly designated an individual Bourns® product as meeting the requirements of a particular industry standard (e.g., ISO/TS 16949) or a particular qualification (e.g., UL listed or recognized), Bourns is not responsible for any failure of an individual Bourns® product to meet the requirements of such industry standard or particular qualification. Users of Bourns® products are responsible for ensuring compliance with safety-related requirements and standards applicable to their devices or applications.

Bourns® products are not recommended, authorized or intended for use in nuclear, lifesaving, life-critical or life-sustaining applications, nor in any other applications where failure or malfunction may result in personal injury, death, or severe property or environmental damage. Unless expressly and specifically approved in writing by two authorized Bourns representatives on a case-by-case basis, use of any Bourns® products in such unauthorized applications might not be safe and thus is at the user’s sole risk. Life-critical applications include devices identified by the U.S. Food and Drug Administration as Class III devices and generally equivalent classifications outside of the United States.

Bourns expressly identifies those Bourns® standard products that are suitable for use in automotive applications on such products’ data sheets in the section entitled “Applications.” Unless expressly and specifically approved in writing by two authorized Bourns representatives on a case-by-case basis, use of any other Bourns® standard products in an automotive application might not be safe and thus is not recommended, authorized or intended and is at the user’s sole risk. If Bourns expressly identifies a sub-category of automotive application in the data sheet for its standard products (such as infotainment or lighting), such identification means that Bourns has reviewed its standard product and has determined that if such Bourns® standard product is considered for potential use in automotive applications, it should only be used in such sub-category of automotive applications. Any reference to Bourns® standard product in the data sheet as compliant with the AEC-Q standard or “automotive grade” does not by itself mean that Bourns has approved such product for use in an automotive application.

Bourns® standard products are not tested to comply with United States Federal Aviation Administration standards generally or any other generally equivalent governmental organization standard applicable to products designed or manufactured for use in aircraft or space applications. Bourns expressly identifies Bourns® standard products that are suitable for use in aircraft or space applications on such products’ data sheets in the section entitled “Applications.” Unless expressly and specifically approved in writing by two authorized Bourns representatives on a case-by-case basis, use of any other Bourns® standard product in an aircraft or space application might not be safe and thus is not recommended, authorized or intended and is at the user’s sole risk.

The use and level of testing applicable to Bourns® custom products shall be negotiated on a case-by-case basis by Bourns and the user for which such Bourns® custom products are specially designed. Absent a written agreement between Bourns and the user regarding the use and level of such testing, the above provisions applicable to Bourns® standard products shall also apply to such Bourns® custom products.

Users shall not sell, transfer, export or re-export any Bourns® products or technology for use in activities which involve the design, development, production, use or stockpiling of nuclear, chemical or biological weapons or missiles, nor shall they use Bourns® products or technology in any facility which engages in activities relating to such devices. The foregoing restrictions apply to all uses and applications that violate national or international prohibitions, including embargos or international regulations. Further, Bourns® products and Bourns technology and technical data may not under any circumstance be exported or re-exported to countries subject to international sanctions or embargoes. Bourns® products may not, without prior authorization from Bourns and/or the U.S. Government, be resold, transferred, or re-exported to any party not eligible to receive U.S. commodities, software, and technical data.

To the maximum extent permitted by applicable law, Bourns disclaims (i) any and all liability for special, punitive, consequential, incidental or indirect damages or lost revenues or lost profits, and (ii) any and all implied warranties, including implied warranties of fitness for particular purpose, non-infringement and merchantability.

For your convenience, copies of this Legal Disclaimer Notice with German, Spanish, Japanese, Traditional Chinese and Simplified Chinese bilingual versions are available at:

Web Page: <http://www.bourns.com/legal/disclaimers-terms-and-policies>

PDF: <http://www.bourns.com/docs/Legal/disclaimer.pdf>