

SMT Power Inductors



Model PM7518 is currently available, although not recommended for new designs.

Special Features

- Low DCR
- Ferrite toroid core for low radiation
- Low loss
- High operating frequency
- Ultra-low profile and compact size
- Test frequency 100 KHz
- Operating temperature: -40 to +125 °C
- IC style tube packaged 66/tube

Typical Applications

- Small cellular phones
- PDAs
- Pagers
- Hand-held organizers
- GPS
- High frequency wireless communication devices
- Laptop computers
- Network cards
- Cable modems
- Entertainment electronic devices

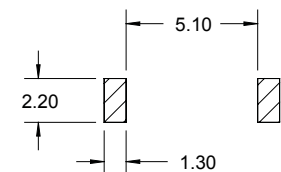
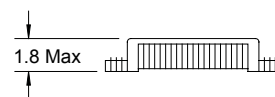
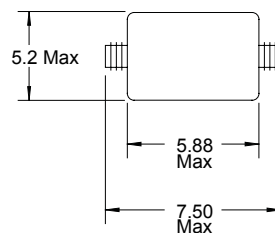
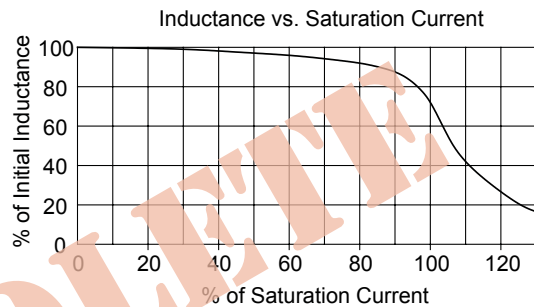
Notes

- * Saturation current to cause approx. 30 % inductance drop
- ** Rms current to cause approx. 40 °C temperature rise

† RoHS Directive 2002/95/EC Jan 27 2003 including Annex.

PM7518 Series				
Part Number	L (μH) ±20 %	DCR (Ω) Max.	I, sat.* (A)	I, rms** (A)
PM7518-1R0M-RC	1.0	0.103	2.1	1.67
PM7518-2R2M-RC	2.2	0.130	1.4	1.39
PM7518-4R7M-RC	4.7	0.180	1.0	1.18
PM7518-100M-RC	10	0.240	0.68	0.98
PM7518-150M-RC	15	0.300	0.54	0.88
PM7518-220M-RC	22	0.360	0.45	0.80
PM7518-330M-RC	33	0.556	0.37	0.64
PM7518-470M-RC	47	0.833	0.31	0.52

“-RC” suffix indicates RoHS compliance.



Dimensions: mm

Pad Layout