

## Features

- SIP (Single in-line package)
- Output voltage programmable from 0.75 V<sub>dc</sub> to 5.5 V<sub>dc</sub> via external resistor
- 16 A output current
- Up to 94 % efficiency
- Small size, low profile
- Cost-efficient
- Low output ripple and noise
- High reliability
- Remote on/off
- Output overcurrent protection (non-latching)
- Optional sequencing function

## SX(T)16A-12SA SIP Non-Isolated Power Module

### Description

Bourns® SX(T)16A-12SA is a non-isolated DC-DC converter offering designers a cost and space-efficient solution with standard features such as remote on/off, precisely regulated programmable output voltage and overcurrent protection and optional output voltage sequencing.

### Specifications

Parameter	Min.	Nom.	Max.	Units	Notes
<b>INPUT</b>					
Voltage	8.3	12	14	V <sub>dc</sub>	
Current			10.0	A <sub>dc</sub>	
Remote: ON/OFF					
Low or Open =	Standard On	-P option Off		0.4 V <sub>dc</sub>	10 µA max.
High =	Off	On		V <sub>in</sub> V <sub>dc</sub>	1 mA max.
2.4					
<b>OUTPUT</b>					
Voltage Adjustment Range	0.75		5.5	V <sub>dc</sub>	
Current	0.0		16.0	A <sub>dc</sub>	
Voltage Setpoint Accuracy	±2.0		±2.0	% V <sub>o, set</sub>	
Line Regulation		0.3		% V <sub>o, set</sub>	
Load Regulation		0.4		% V <sub>o, set</sub>	
Temperature Regulation		0.4		% V <sub>o, set</sub>	0 to +85 °C
Ripple (pk-pk) (20 MHz Bandwidth)		30	75	mVpk-pk	1 µF ceramic//10 µF tantalum capacitors
Ripple (rms)		12	30	mVrms	1 µF ceramic//10 µF tantalum capacitors
Dynamic Load Response:					
50 % to 100 % Load or 100 % to 50 % Load; (Δi/Δt = 2.5 A/µs; 25 °C)		200 25		mV µs	1 µF ceramic//10 µF tantalum capacitors
50 % to 100 % Load or 100 % to 50 % Load; (Δi/Δt = 2.5 A/µs; 25 °C)		100 50		mV µs	2 x 150 µF polymer capacitors
<b>GENERAL</b>					
MTBF		10,000		kHrs	
Operating Temperature	-40		+85	°C	
Storage Temperature	-55		+125	°C	
Switching Frequency		300		kHz	
Efficiency (V <sub>in</sub> = 12 V <sub>dc</sub> , T <sub>A</sub> = 25 °C, Full Load)		85.0		%	V <sub>o, set</sub> = 1.2 V <sub>dc</sub>
		87.0		%	V <sub>o, set</sub> = 1.5 V <sub>dc</sub>
		88.0		%	V <sub>o, set</sub> = 1.8 V <sub>dc</sub>
		90.5		%	V <sub>o, set</sub> = 2.5 V <sub>dc</sub>
		92.0		%	V <sub>o, set</sub> = 3.3 V <sub>dc</sub>
		94.0		%	V <sub>o, set</sub> = 5.0 V <sub>dc</sub>

### Applications

- Intermediate Bus architecture
- Distributed power applications
- Workstations and servers
- Telecom equipment
- Enterprise networks including LANs/WANs
- Latest generation ICs (DSP, FPGA, ASIC) and microprocessor powered applications

\*RoHS Directive 2002/95/EC Jan 27 2003 including Annex.  
Specifications are subject to change without notice.  
Customers should verify device performance in their specific applications.

## Output Voltage Programming

Via external trim resistor between Trim and GND:

$$R_{trim} = \left[ \frac{10.5}{V_o - 0.7525} - 1.0 \right] k\Omega$$

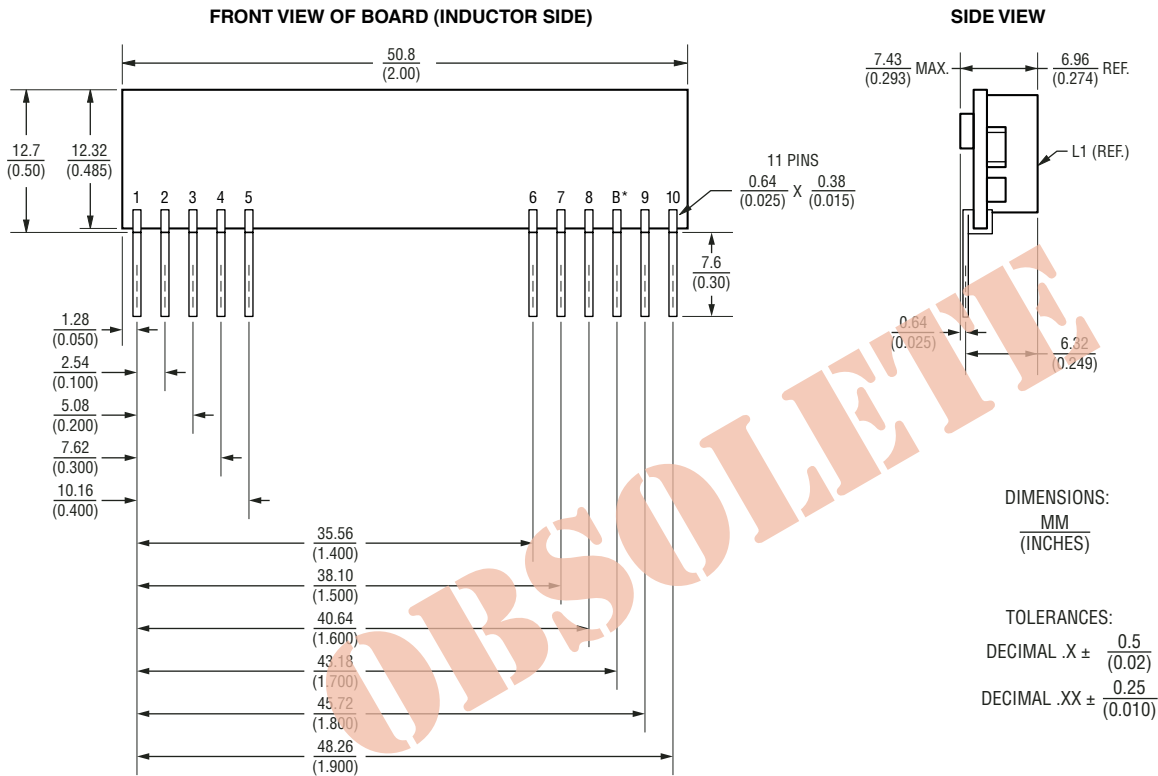
Via application of external voltage between Trim and GND:

$$V_{trim} = (0.7 - 0.0667 \times \{V_o - 0.7525\})$$

# SX(T)16A-12SA SIP Non-Isolated Power Module

# BOURNS®

## Product Dimensions

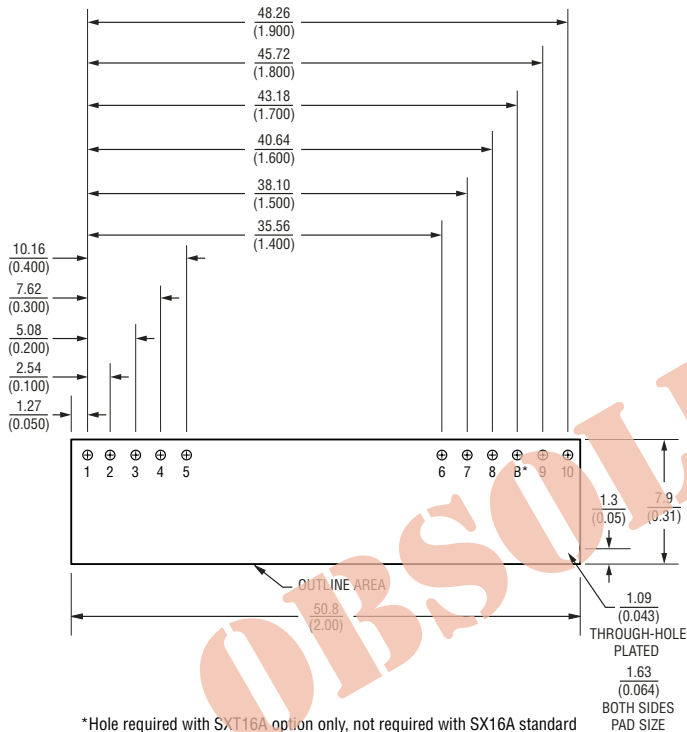


\*Pin Stuffed with SXT16A option only, absent with SX16A standard

# SX(T)16A-12SA SIP Non-Isolated Power Module

**BOURNS®**

## Recommended Hole Pattern



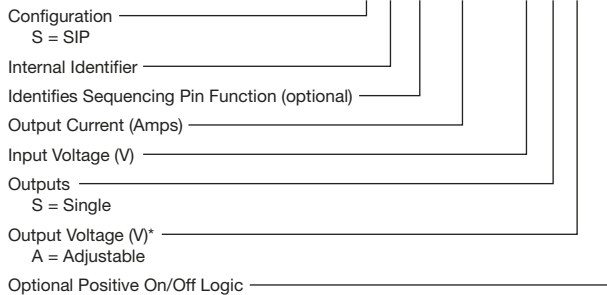
\*Hole required with SX(T)16A option only, not required with SX16A standard

## Pinout Detail

PIN	FUNCTION
1	VOUT
2	VOUT
3	SENSE
4	VOUT
5	GND
6	GND
7	VIN
8	VIN
B (optional)	SEQ
9	TRIM
10	ON/OFF

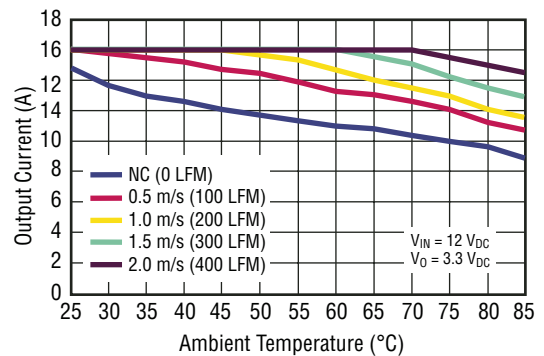
## How to Order

### S X (T) 16 A - 12 S A (-P)



\*Fixed output voltage parts and optional features available; contact factory.

## Derating Output Current vs. Local Ambient Temp & Airflow



Reliable Electronic Solutions

### Asia-Pacific:

Tel: +886-2 2562-4117 • Fax: +886-2 2562-4116

### Europe:

Tel: +41-41 768 5555 • Fax: +41-41 768 5510

### The Americas:

Tel: +1-951 781-5500 • Fax: +1-951 781-5700

[www.bourns.com](http://www.bourns.com)

REV. C 08/06

Specifications are subject to change without notice.  
Customers should verify device performance in their specific applications.