

















Bourns® SinglFuse™ Product Guide







0402 FOOTPRINT SINGLFUSE™ SMD FUSES

Model Series	Photo	Footprint	Fuse Type	Fusing Time	Rated Current	Rated Voltage	Rated Temperature	Certifications
SF-0402F		0402	Fast Acting	200 % I _F in 60 sec.	315 mA – 4 A	32 VDC	–20 °C to +105 °C	UL
SF-0402FP		0402	Fast Acting Precision	200 % I _F in 5 sec.	500 mA – 4 A	32 VDC	–20 °C to +105 °C	UL
SF-0402FP-F		0402	Fast Acting Precision	0.2 ~ 0.25 A: 300 % I _F in 5 sec. 0.375 ~ 5 A: 200 % I _F in 5 sec.	200 mA – 5 A	35 VDC	–55 °C to +90 °C	UL
SF-0402S		0402	Slow Blow	250 % I _F in 5 sec.	500 mA – 4 A	32 VDC	–20 °C to +105 °C	UL
SF-0402S-M		0402	Slow Blow	250 % I _F in 5 sec.	500 mA – 4 A	24 VDC	–55 °C to +125 °C	UL








0603 FOOTPRINT SINGLFUSE™ SMD FUSES

Model Series	Photo	Footprint	Fuse Type	Fusing Time	Rated Current	Rated Voltage	Rated Temperature	Certifications
SF-0603F		0603	Fast Acting	200 % I _F in 60 sec.	400 mA – 5 A	32 – 50 VDC	–20 °C to +105 °C	UL
SF-0603FP		0603	Fast Acting Precision	200 % I _F in 5 sec.	500 mA – 5 A	32 – 50 VDC	–20 °C to +105 °C	UL
SF-0603FP-M		0603	Fast Acting Precision	200 % I _F in 5 sec.	500 mA – 5 A	32 VDC	–55 °C to +125 °C	UL
SF-0603FP-F		0603	Fast Acting Precision	200 % I _F in 5 sec.	150 mA – 5 A	35 – 65 VDC	–55 °C to +90 °C	UL
SF-0603S		0603	Slow Blow	250 % I _F in 5 sec.	400 mA – 6 A	32 – 50 VDC	–20 °C to +105 °C	UL
SF-0603S-M		0603	Slow Blow	250 % I _F in 5 sec.	500 mA – 6 A	24 – 63 VDC	–55 °C to +125 °C	UL
SF-0603SP		0603	Time Lag	200 % I _F in 1 – 120 sec.	500 mA – 6 A	32 – 50 VDC	–20 °C to +105 °C	UL
SF-0603SP-M		0603	Time Lag	200 % I _F in 1 – 120 sec.	1 A – 8 A	32 VDC	–55 °C to +125 °C	UL
SF-0603HI-M		0603	High Inrush	200 % I _F in 60 sec.	1 A – 8 A	32 VDC	–55 °C to +125 °C	UL
SF-0603HIA-M		0603	High Inrush	200 % I _F in 1 – 60 sec.	1 A – 5 A	32 VDC	–55 °C to +125 °C	UL / AEC-Q200*
SF-0603HI-F		0603	High Inrush	200 % I _F in 60 sec.	500 mA – 4 A	35 – 65 VDC	–55 °C to +90 °C	UL











1206 & 1210 FOOTPRINT SINGLFUSE™ SMD FUSES

Model Series	Photo	Footprint	Fuse Type	Fusing Time	Rated Current	Rated Voltage	Rated Temperature	Certifications
SF-1206F		1206	Fast Acting	200 % I _F in 60 sec.	500 mA – 7 A	32 – 63 VDC	–20 °C to +105 °C	UL
SF-1206FP		1206	Fast Acting Precision	200 % I _F in 5 sec.	500 mA – 7 A	32 – 63 VDC	–20 °C to +105 °C	UL
SF-1206S		1206	Slow Blow	250 % I _F in 5 sec.	500 mA – 7 A	32 – 63 VDC	–20 °C to +105 °C	UL
SF-1206S-M		1206	Slow Blow	250 % I _F in 5 sec.	500 mA – 8 A	32 – 63 VDC	–55 °C to +125 °C	UL
SF-1206S-W		1206	Slow Blow	250 % I _F in 5 sec.	1.5 A – 15 A	32 – 65 VDC	–55 °C to +125 °C	UL / TÜV
SF-1206SA-W		1206	Slow Blow	250 % I _F in 5 sec.	1.5 A – 15 A	32 – 110 VDC	–55 °C to +125 °C	UL / AEC-Q200*






1206 & 1210 FOOTPRINT SINGL FUSE™ SMD FUSES (CONTINUED)

Model Series	Photo	Footprint	Fuse Type	Fusing Time	Rated Current	Rated Voltage	Rated Temperature	Certifications
SF-1206SP		1206	Time Lag	200 % I _r in 1 – 120 sec.	500 mA – 7 A	32 – 63 VDC	–20 °C to +105 °C	UL
SF-1206SP-M		1206	Time Lag	200 % I _r in 1 – 120 sec.	1 A – 8 A	24 – 63 VDC	–55 °C to +125 °C	UL
SF-1206HI-M		1206	High Inrush	0.5 ~ 0.75 A: 350 % I _r in 5 sec. 1 ~ 8 A: 200 % I _r in 60 sec.	500 mA – 8 A	24 – 63 VDC	–55 °C to +125 °C	UL
SF-1206HIA-M		1206	High Inrush	0.5 ~ 0.75 A: 350 % I _r in 5 sec. 1 ~ 6 A: 200 % I _r in 60 sec.	500 mA – 6 A	24 – 65 VDC	–55 °C to +150 °C	UL / AEC-Q200*
SF-1206HH-M		1206	High Current & High Inrush	350 % I _r in 5 sec.	10 A – 30 A	24 VDC	–55 °C to +125 °C	UL
SF-1206HV-M		1206	High Current & High Voltage	350 % I _r in 5 sec.	10 A – 40 A	35 VDC	–55 °C to +125 °C	UL
SF-1210S-W		1210	Slow Blow	250 % I _r in 5 sec.	1 A – 3 A	125 VAC	–55 °C to +125 °C	UL

2410 & 2923 FOOTPRINT SINGL FUSE™ SMD FUSES

Model Series	Photo	Footprint	Fuse Type	Fusing Time	Rated Current	Rated Voltage	Rated Temperature	Certifications
SF-2410F-W		2410	Fast Acting	200 % I _r in 20 sec.	12 A – 20 A	65 VAC/VDC	–55 °C to +125 °C	UL
SF-2410FA-W		2410	Fast Acting	200 % I _r in 20 sec.	12 A – 20 A	65 VDC	–55 °C to +125 °C	UL / AEC-Q200*
SF-2410F-T		2410	Fast Acting	200 % I _r in 60 sec.	12 A – 40 A	65 – 86 VAC/VDC	–55 °C to +125 °C	UL
SF-2410FP-W		2410	Fast Acting Precision	200 % I _r in 5 sec.	500 mA – 10 A	250 VAC/125 VDC	–55 °C to +125 °C	UL / TÜV
SF-2410FPA-W		2410	Fast Acting Precision	200 % I _r in 5 sec.	1 A – 10 A	125 – 250 VDC	–55 °C to +125 °C	UL / AEC-Q200*
SF-2410FP-T		2410	Fast Acting Precision	200 % I _r in 5 sec.	62 mA – 10 A	125 VAC	–55 °C to +125 °C	UL
SF-2410SP-W		2410	Time Lag	200 % I _r in 1 – 120 sec.	500 mA – 2 A	250 VAC	–55 °C to +125 °C	UL / VDE
SF-2410HI-T		2410	High Inrush	200 % I _r in 60 sec.	375 mA – 7 A	125 VAC	–55 °C to +125 °C	UL
SF-2923HC-C		2923	High Current	250 % I _r in 60 sec.	20 A – 50 A	60 VDC	–55 °C to +125 °C	UL
SF-2923UC-C		2923	Ultra-High Current	250 % I _r in 60 sec.	20 A – 100 A	80 VDC	–55 °C to +125 °C	UL

3812 FOOTPRINT SINGL FUSE™ SMD FUSES

Model Series	Photo	Footprint	Fuse Type	Fusing Time	Rated Current	Rated Voltage	Rated Temperature	Certifications
SF-3812F-T		3812	Fast Acting	200 % I _r in 60 sec.	10 A – 60 A	250 VAC	–55 °C to +125 °C	UL
SF-3812FG-T		3812	Fast Acting & Low Voltage	200 % I _r in 60 sec.	20 A – 30 A	125 VAC	–55 °C to +125 °C	UL
SF-3812SP-T		3812	Time Lag	200 % I _r in 120 sec.	1.25 A	250 VAC	–55 °C to +125 °C	UL / TÜV
SF-3812TL-T		3812	Time Lag & Low Power	250 % I _r in 120 sec.	500 mA – 5 A	250 VAC	–55 °C to +125 °C	UL / TÜV
SF-3812TM-T		3812	Time Lag & Telecom	250 % I _r in 1 – 120 sec.	500 mA – 2 A	600 VAC	–55 °C to +125 °C	UL

* Meets Bourns' internal AEC-Q200 equivalent test plan

BOURNS®
www.bourns.com