

Bourns® Sealed Through-Hole Cermet Trimming Potentiometers

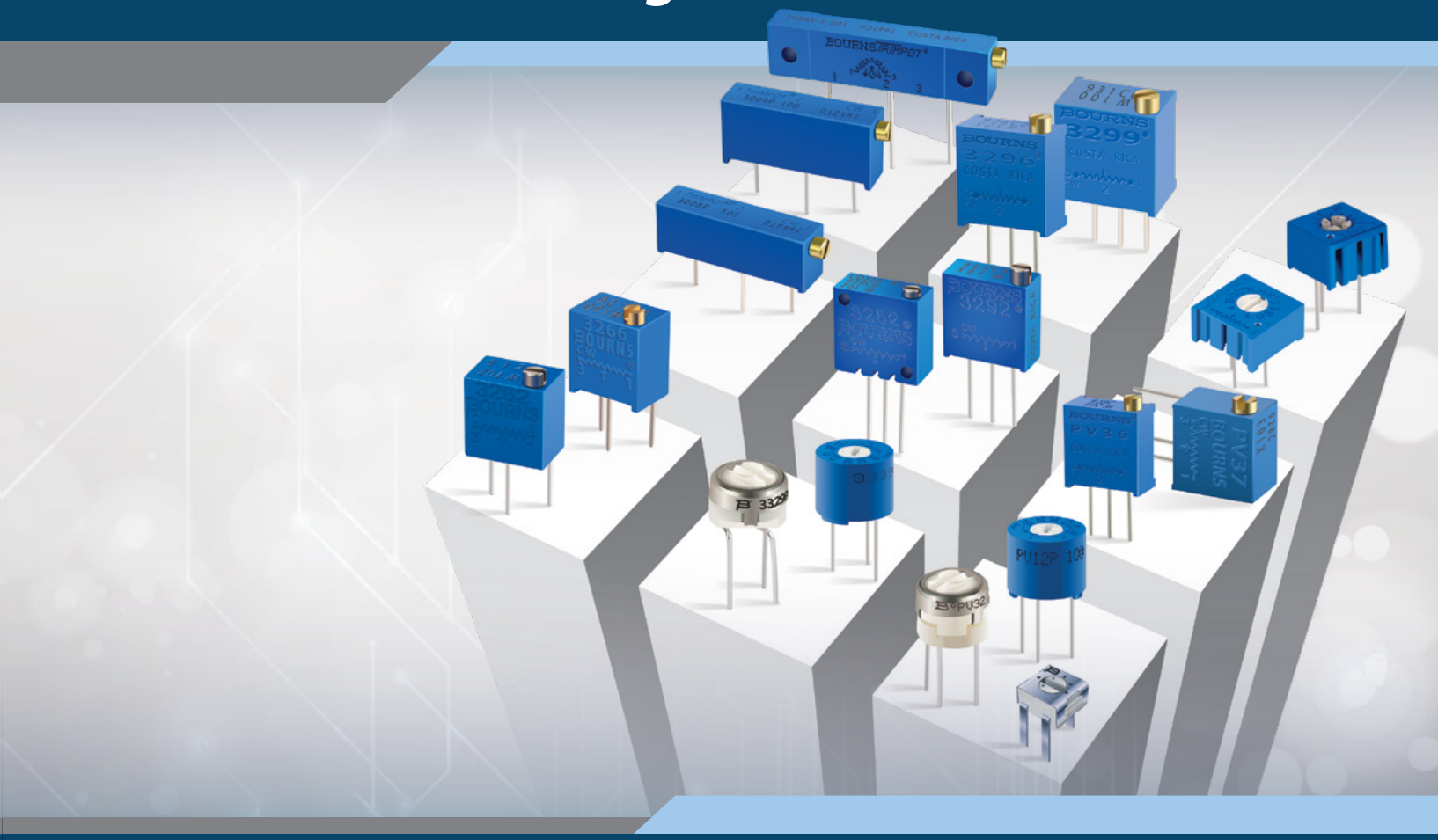

BOURNS®



Applications by Market

Aerospace & Military

- Avionics
- Control Systems
- Laser Altimeters
- Military Radios
- Radar Systems
- Transmission Equipment

Communications

- Power Supplies
- Base Stations
- GPS Navigation
- Portable/Handheld Devices
- Satellite Systems
- Set-Top Boxes

Industrial

- 3D Printers
- Automation Equipment
- Automated Gates/Doors
- Barcode Scanners
- CCTV Cameras
- Fire Alarms

Industrial (Continued)

- Industrial/Graphic Printers
- Laser Diode Drivers
- Metal Detectors
- Power Supplies
- Proximity Sensors
- Relays
- RFID Systems
- Sensors
- Smoke Detectors

Instrumentation

- Analytical Equipment
- Calibration Equipment
- Counters
- Laser Scanners
- Medical Diagnostic Equipment
- Network Analyzers
- Oscilloscopes
- Power Supplies
- Radiation and X-ray Testers
- Timers

Professional Audio

- Electric Guitars
- Instrument Amplifiers
- Keyboards
- Mixing Consoles
- Sound Processors
- Sound Recording Equipment
- Video Editing Stations

Medical*

- Blood Chemical Analyzers
- Communication Equipment
- Medical Diagnostic Equipment
- Medical Meters
- Power Supplies
- Scanners
- Temperature and Respiratory Monitors

** Bourns® products have not been designed for and are not intended for use in "lifesaving," "life-critical" or "life-sustaining" applications nor any other applications where failure or malfunction of the Bourns® product may result in personal injury or death. See Legal Disclaimer Notice http://www.bourns.com/docs/legal/disclaimer.pdf.*

Introduction

Bourns Trimpot Potentiometer Product Line offers the widest array of through-hole sealed trimming potentiometers in the industry and has continued to expand with four new trimmers acquired from Murata's PV trimming potentiometer product line. The Bourns Trimpot Potentiometer Product Line was developed using all of Bourns' core competencies; ceramics, thick-film printing, welding and brazing to offer the most reliable electronic products. Bourns is the ONLY company in the world manufacturing high-reliability (RJR, MIL-PRF-39035) military trimmers, along with the broadest offering of QPL Approved (RJ, MIL-PRF-22097) military trimmers.

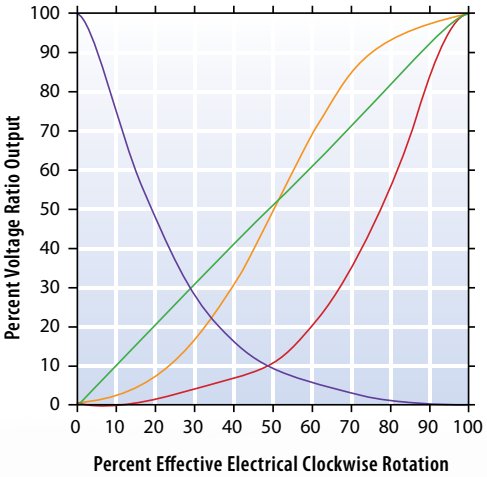

Linear
CW
CCW
Dual Audio

This chart depicts the various taper options available.

Bourns® Trimpot® Potentiometer products are available in RoHS compliant* versions. All of our manufacturing facilities are ISO 9001 and ISO 14001 certified. Bourns® Trimpot® Potentiometer products are manufactured in IATF16949 compliant facilities.

The Bourns® Trimpot Potentiometer Product Line offers various special options for your specific application. Product is available in extended and shortened terminals, shaft extensions, long-life resistance elements, tighter total resistance tolerances, audio tapers and hardware-mounted. Bourns Trimpot Potentiometers offer specials from prototypes to high volume quantities, allowing for customized product to meet your needs.

Visit our website, www.bourns.com, for the most up-to-date specifications. Purchase through Bourns® authorized distributors to ensure a continual supply of genuine Bourns® products.



Model Number	Number of Turns								Packaging Options	Adjustment
	Single	Multi	6 mm (1/4″)	6 mm (5/16″)	9 mm (3/8″)	12 mm (1/2″)	19 mm (3/4″)	31 mm (1-1/4″)	See Note 1	See Note 2
3006		x					x		T	S
3009		x					x		T	S
3059		x						x	T, B	S
3082		x				x			T	S
3252		x				x			T, B	T, S
3262		x	x						T	T, S
3266		x	x						T, R	T, S
3292		x			x				T, B	T, S
3296		x			x				T, R	T, S
3299		x			x				T	T, S
3329	x		x						T, R	T, S
3339		x		x					T	T, S
3362	x		x						T, R	T, S
3386	x				x				T, R	T, S
PV32	x		x						T, R	T, S
PV36		x			x				T, R	T, S
PV37		x	x						T, R	T, S
PV12		x		x					T	T, S

Note 1: *T = Tube, B = Bulk, R = Tape and Reel*

Note 2: *T = Top Adjustment, S = Side Adjustment*

** RoHS Directive 2002/95/EC Jan 27 2003 including Annex and RoHS Recast 2011/65/EU June 8, 2011*

Bourns® Sealed Through-Hole Cermet Trimming

3006	Rotational Life	Number of Turns	Power Rating	Resistance Range	Resistance Tolerance	Temp. Coefficient	Temp. Range	Features	
	200 cycles	15	0.75 Watts @ 70 °C	10 Ohms to 5 Megohms	±10 %	±100 ppm/°C	-55 °C to +125 °C	• ¾ " Rectangular • Low PCB profile • Available with transparent housing (P style only)	• Sealed to IP 67 • Panel mount available • RoHS compliant*

3009	Rotational Life	Number of Turns	Power Rating	Resistance Range	Resistance Tolerance	Temp. Coefficient	Temp. Range	Features	
	200 cycles	15	0.75 Watts @ 70 °C	10 Ohms to 2 Megohms	±10 %	±100 ppm/°C	-55 °C to +125 °C	• ¾ " Rectangular • Available with transparent housing (P style only)	• Sealed to IP 67 • Panel mount option • RoHS compliant*

3059	Rotational Life	Number of Turns	Power Rating	Resistance Range	Resistance Tolerance	Temp. Coefficient	Temp. Range	Features	
	200 cycles	22	1.0 Watts @ 70 °C	10 Ohms to 2 Megohms	±10 %	±100 ppm/°C	-55 °C to +150 °C	• 1¼ " Rectangular • Sealed to IP 67 • Panel mount option • J-hook pin style	• Listed on the QPL for RJ12 per MIL-PRF-22097 • RoHS compliant*

3082	Rotational Life	Number of Turns	Power Rating	Resistance Range	Resistance Tolerance	Temp. Coefficient	Temp. Range	Features	
	200 cycles	10	0.3 Watts @ 85 °C	10 Ohms to 2 Megohms	±10 %	±100 ppm/°C	-65 °C to +150 °C	• 1¼ " Rectangular • Sealed to IP 67 • Space saver: 0.100″ x 0.150″ x 0.500″	• Available with or without standoffs • RoHS compliant*

3252	Rotational Life	Number of Turns	Power Rating	Resistance Range	Resistance Tolerance	Temp. Coefficient	Temp. Range	Features	
	200 cycles	25	0.75 Watts @ 85 °C	10 Ohms to 2 Megohms	±10 %	±100 ppm/°C	-65 °C to +150 °C	• ½ " Square • Panel mount option • Flexible L "flying" terminal version available	• Sealed to IP 67 • Listed on the QPL for RJ22 per MIL-PRF-22097 • RoHS compliant*

3262	Rotational Life	Number of Turns	Power Rating	Resistance Range	Resistance Tolerance	Temp. Coefficient	Temp. Range	Features	
	200 cycles	12	0.25 Watts @ 85 °C	10 Ohms to 1 Megohm	±10 %	±100 ppm/°C	-65 °C to +150 °C	• ¼ " Square • Low PCB profile • Listed on the QPL for RJ26 per MIL-PRF-22097	• Sealed to IP 67 • Listed on the QPL for RJR26 per High-Rel MIL-PRF-39035 • RoHS compliant*

3266	Rotational Life	Number of Turns	Power Rating	Resistance Range	Resistance Tolerance	Temp. Coefficient	Temp. Range	Features	
	200 cycles	12	0.25 Watts @ 70 °C	10 Ohms to 1 Megohm	±10 %	±100 ppm/°C	-55 °C to +125 °C	• ¼ " Square • Standoffs allow thorough PCB washing • Tape & reel and ammo pack packaging available (Z & Y pin styles only)	• Sealed to IP 67 • Listed on the QPL for RJR26 per MIL-PRF-39035 (A & B pin styles only) • RoHS compliant*

3292	Rotational Life	Number of Turns	Power Rating	Resistance Range	Resistance Tolerance	Temp. Coefficient	Temp. Range	Features	
	200 cycles	25	0.5 Watts @ 85 °C	10 Ohms to 1 Megohms	±10 %	±100 ppm/°C	-65 °C to +150 °C	• 3/8 " Square • Thin body profile (0.150 ") • Sealed to IP 67 • Flexible L "flying" terminal version available	• Listed on the QPL for RJ24 per MIL-PRF-22097 (L pin style only) • RoHS compliant*

3296	Rotational Life	Number of Turns	Power Rating	Resistance Range	Resistance Tolerance	Temp. Coefficient	Temp. Range	Features	
	200 cycles	25	0.5 Watts @ 70 °C	10 Ohms to 2 Megohms	±10 %	±100 ppm/°C	-55 °C to +125 °C	• 3/8 " Square • Sealed to IP 67 • Five terminal styles • Tape & reel and ammo pack packaging available (X & W pin styles only)	• Panel mount option • Listed on the QPL for RJ24 per MIL-PRF-22097 • Listed on the QPL for RJR24 per High-Rel MIL-PRF-39035 • RoHS compliant*

Potentiometers

3299	Rotational Life	Number of Turns	Power Rating	Resistance Range	Resistance Tolerance	Temp. Coefficient	Temp. Range	Features	
	200 cycles	25	0.5 Watts	10 Ohms to 2 Megohms	±10 %	±100 ppm/°C	-55 °C to +125 °C	• 3/8 ″ Square • Sealed to IP 67	• Five terminal styles • RoHS compliant*

3314H	Rotational Life	Number of Turns	Power Rating	Resistance Range	Resistance Tolerance	Temp. Coefficient	Temp. Range	Features	
	100 cycles	1	0.25 Watts @ 70 °C	10 Ohms to 1 Megohm	±20 %	±100 ppm/°C	-55 °C to +125 °C	• 4 mm Square • Sealed to IP 67	• One terminal style • RoHS compliant*

3329	Rotational Life	Number of Turns	Power Rating	Resistance Range	Resistance Tolerance	Temp. Coefficient	Temp. Range	Features	
	200 cycles	1	0.5 Watts @ 85 °C	10 Ohms to 1 Megohm	±10 %	±100 ppm/°C	-55 °C to +150 °C	• ¼ ″ Round • Sealed to IP 67 • Tape & reel and ammo pack packaging available (M & U pin styles only)	• Listed on the QPL for RJ50 per MIL-PRF-22097 • Listed on the QPL for RJR50 per High-Rel MIL-PRF-39035 • RoHS compliant*

3339	Rotational Life	Number of Turns	Power Rating	Resistance Range	Resistance Tolerance	Temp. Coefficient	Temp. Range	Features	
	200 cycles	4	0.5 Watts @ 85 °C	10 Ohms to 1 Megohm	±10 %	±100 ppm/°C	-55 °C to +150 °C	• 5/16 ″ Round • Sealed to IP 67	• Multiturn in a single-turn package • RoHS compliant*

3362	Rotational Life	Number of Turns	Power Rating	Resistance Range	Resistance Tolerance	Temp. Coefficient	Temp. Range	Features	
	200 cycles	1	0.5 Watts @ 70 °C	10 Ohms to 2 Megohms	±10 %	±100 ppm/°C	-55 °C to +125 °C	• ¼ ″ Square • Sealed to IP 67 • Tape & reel and ammo pack packaging available (M, U & P pin styles only)	• Available with a knob for manual adjustment • RoHS compliant*

3386	Rotational Life	Number of Turns	Power Rating	Resistance Range	Resistance Tolerance	Temp. Coefficient	Temp. Range	Features	
	200 cycles	1	0.5 Watts @ 85 °C	10 Ohms to 2 Megohms	±10 %	±100 ppm/°C	-55 °C to +125 °C	• 3/8 ″ Square • Sealed to IP 67 • Tape & reel and ammo pack packaging available (W & U pin styles only)	• Available with a knob for manual adjustment • RoHS compliant*

PV32	Rotational Life	Number of Turns	Power Rating	Resistance Range	Resistance Tolerance	Temp. Coefficient	Temp. Range	Features	
	200 cycles	1	0.5 Watts @ 70 °C	10 Ohms to 1 Megohm	±20 %	±100 ppm/°C	-55 °C to +125 °C	• 1/4″ Round • Sealed to IP 67	• Available with plastic spacer • RoHS compliant*

PV36	Rotational Life	Number of Turns	Power Rating	Resistance Range	Resistance Tolerance	Temp. Coefficient	Temp. Range	Features	
	200 cycles	25	0.5 Watts @ 70 °C	10 Ohms to 2 Megohms	±10 %	±100 ppm/°C	-55 °C to +125 °C	• 3/8″ Square • Sealed to IP 67	• Mounting hardware available • RoHS compliant*

PV37	Rotational Life	Number of Turns	Power Rating	Resistance Range	Resistance Tolerance	Temp. Coefficient	Temp. Range	Features	
	200 cycles	12	0.25 Watts @ 85 °C	10 Ohms to 1 Megohm	±10 %	±150 ppm/°C	-55 °C to +125 °C	• 1/4″ Square • Sealed to IP 67	• Standoffs allow thorough PCB washing • RoHS compliant*

PV12	Rotational Life	Number of Turns	Power Rating	Resistance Range	Resistance Tolerance	Temp. Coefficient	Temp. Range	Features	
	200 cycles	4	0.5 Watts @ 70 °C	10 Ohms to 1 Megohm	±10 %	±100 ppm/°C	-55 °C to +125 °C	• Unique Planetary drive offers precise wiper setting • Sealed to IP 67	• Top and side adjust styles • RoHS compliant*

Worldwide Sales Offices

Country/Region	Phone	Email
Americas:	+1-951-781-5500	americus@bourns.com
Brazil:	+55 11 5505 0601	americus@bourns.com
China:	+86 21 64821250	asiacus@bourns.com
Europe, Middle East, Africa:	+36 88 885 877	eurocus@bourns.com
Japan:	+81 49 269 3204	asiacus@bourns.com
Korea:	+82 70 4036 7730	asiacus@bourns.com
Singapore:	+65 6348 7227	asiacus@bourns.com
Taiwan:	+886 2 25624117	asiacus@bourns.com
Other Asia-Pacific Countries:	+886 2 25624117	asiacus@bourns.com

Technical Assistance

Region	Phone	Email
Asia-Pacific:	+886 2 25624117	techweb@bourns.com
Europe, Middle East, Africa:	+36 88 885 877	eurotech@bourns.com
Americas:	+1-951-781-5500	techweb@bourns.com

BOURNS®

www.bourns.com

Bourns® products are available through an extensive network of manufacturer's representatives, agents and distributors. To obtain technical applications assistance, a quotation, or to place an order, contact a Bourns representative in your area.

Specifications subject to change without notice. Actual performance in specific customer applications may differ due to the influence of other variables. Customers should verify actual device performance in their specific applications.

"Bourns" and "Trimpot" are registered trademarks of Bourns, Inc. in the U.S. and other countries.
COPYRIGHT© 2025, BOURNS, INC. • 7/25 • e/T2507