

## Features

- Miniature package for design flexibility
- Long operating life
- High operating temperature capabilities
- Conductive plastic element
- Bushing or PC board mount
- Quadrature output

## 3375 - 6mm Square Encoder

### Electrical Characteristics

Output .....2-bit gray code,  
Channel A leads Channel B  
by electrically turning clockwise (CW)  
Closed Circuit Resistance  
.....5 ohms maximum  
Rating  
.....TTL compatible loads  
Insulation Resistance (500 VDC)  
.....1,000 megohms minimum  
Dielectric Withstanding Voltage  
Sea Level .....900 VAC minimum  
Electrical Travel.....Continuous  
Contact Bounce  
.....5 milliseconds maximum  
RPM (Operating).....120 maximum

### Environmental Characteristics

Temperature Range .....-55°C to +125°C  
Vibration .....30G  
Contact Bounce .....5 millisecond  
maximum  
Shock .....100G  
Contact Bounce .....5 millisecond  
maximum  
Rotational Life .....100,000 cycles

### Mechanical Characteristics

Mechanical Angle .....Continuous  
Torque .....5 oz-in. maximum  
Marking .....Manufacturer's symbol and  
model number, product code,  
terminal style, date code

### Part Numbering System

**3375 - Y - 0 0 1 - 006**

Model Number Designator \_\_\_\_\_  
3375 = 6mm Encoder

Terminal Style Designator \_\_\_\_\_  
C = In-line Straight Terminals Side Exit  
P = 5.08mm x 2.54mm Triangular Pattern Rear Exit  
Y = 5.08mm x 5.08mm Triangular Pattern Rear Exit

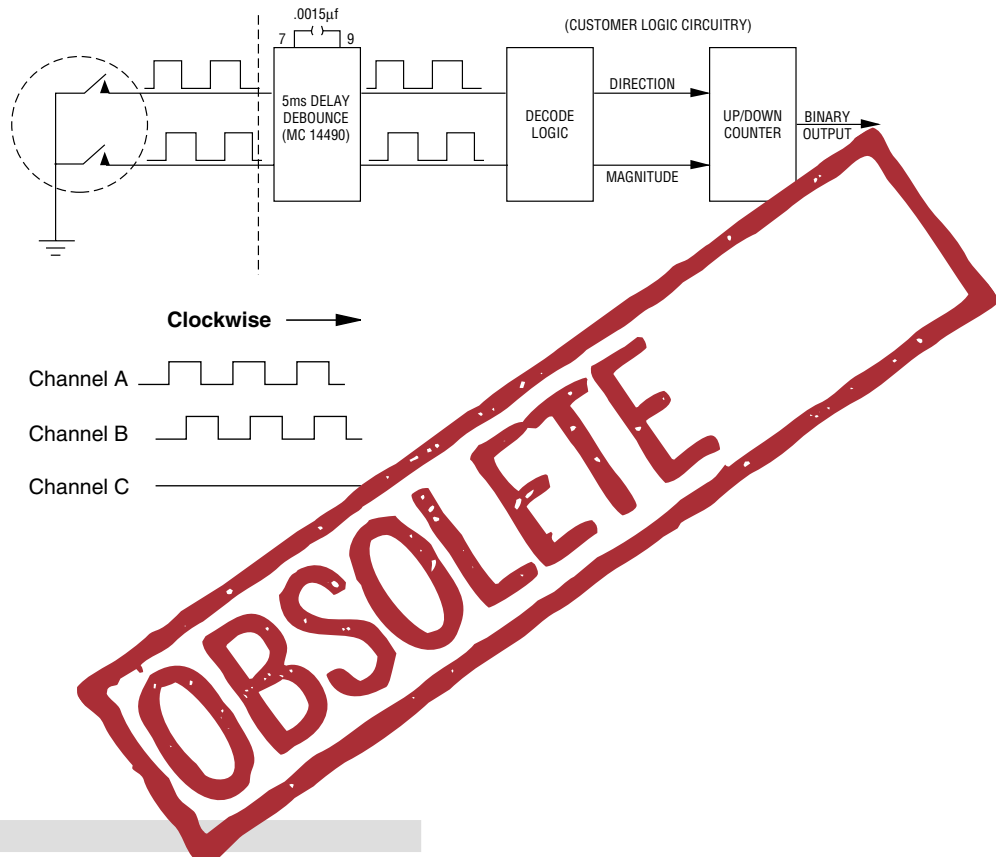
Shaft End Designator \_\_\_\_\_  
0 = Shaft End Slotted

Shaft Length Designator \_\_\_\_\_  
0 = 12.7mm FMS Long Plastic Shaft  
(Use with bushing versions only)

Bushing Designator \_\_\_\_\_  
1 = 6.35mm x 6.35mm Plastic

Pulses per Revolution Code \_\_\_\_\_  
006 = 6 ppr

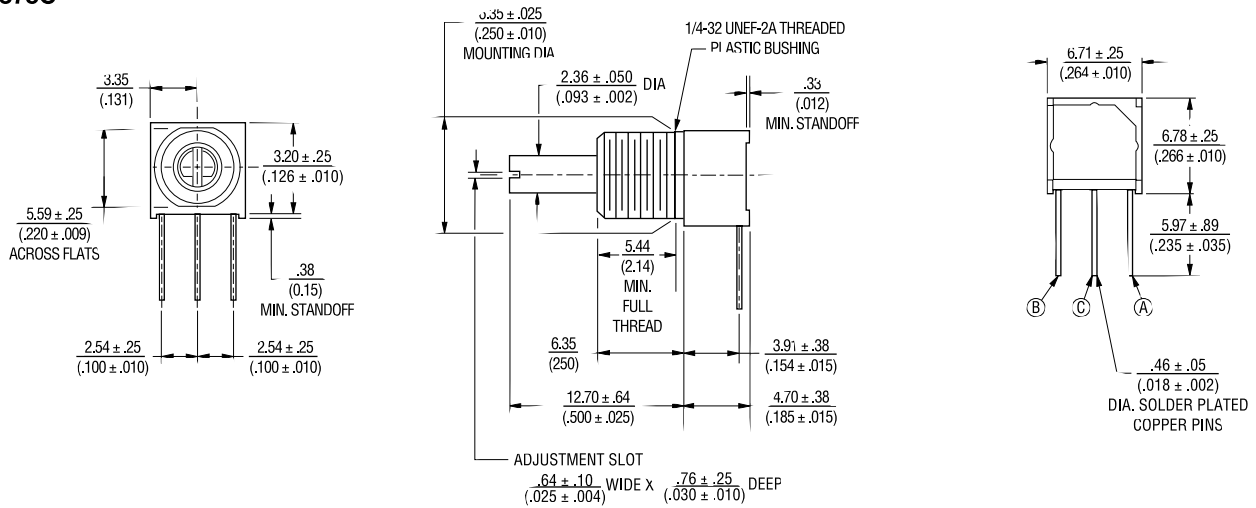
### Suggested Incremental Control Diagram



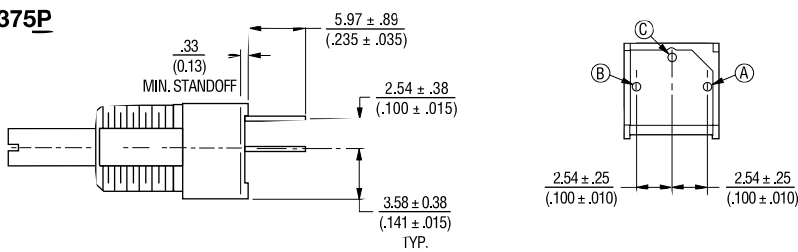
# 3375 - 6mm Square Encoder

**BOURNS®**

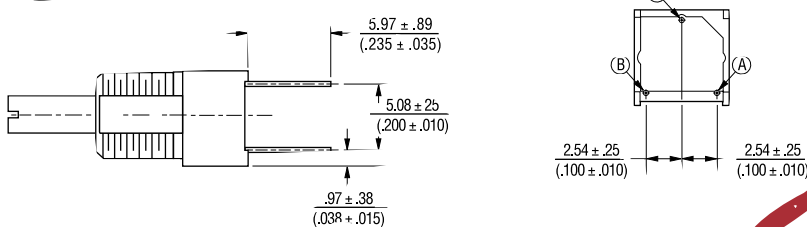
## COMMON DIMENSIONS 3375C



## 3375P



## 3375Y



**OBSOLETE**